



## Esbc 2011 - Haifa Israel Ladies

### Group A Singles

Place	LastName	Country	G1	G2	G3	G4	G5	G6	Tot	Hnd	T+Hnd	Avg
1	Orna Karmazim	Israel 	213	180	224	190	238	187	1232	0	1232	205.33
2	Sara Aviram	Israel 	169	181	238	201	177	162	1128	0	1128	188.00
3	Francoise Augustin	France 	137	152	258	245	163	165	1120	0	1120	186.67
4	Suzanne Andres	France 	224	174	169	205	167	175	1114	0	1114	185.67
5	Gablek Christine	Austria 	161	210	144	193	185	197	1090	0	1090	181.67
6	Mizrahi mali	Israel 	204	173	182	149	214	167	1089	0	1089	181.50
7	Finnbäck Eija	Finland 	161	179	170	192	201	186	1089	0	1089	181.50
8	Kohtanen Terttu	Finland 	184	223	172	180	181	140	1080	0	1080	180.00
9	Sylvette Muths	France 	129	144	173	207	190	234	1077	0	1077	179.50
10	Tergowitsch Silvia	Austria 	133	173	203	180	179	186	1054	0	1054	175.67
11	Nel Nila	South Africa 	183	177	157	165	193	178	1053	0	1053	175.50
12	Lothar Angelika	Germany 	165	171	158	157	183	206	1040	0	1040	173.33
13	Willems Ria	Belgium 	159	194	164	207	169	146	1039	0	1039	173.17
14	Vintens Liliane	Belgium 	183	174	181	137	180	179	1034	0	1034	172.33
15	Hana Duanis	Israel 	198	146	149	183	165	186	1027	0	1027	171.17
16	Patricia Djorno	France 	156	158	160	161	222	162	1019	0	1019	169.83
17	Rulz Cornelia	Austria 	141	151	190	190	169	174	1015	0	1015	169.17
18	Ranta-Hytönen Cindy	Finland 	150	172	178	165	145	204	1014	0	1014	169.00
19	Tholstrup Hanne	Denmark 	172	179	159	171	163	167	1011	0	1011	168.50
20	Daniele Honigstein	France 	137	203	203	155	146	151	995	0	995	165.83
21	Rhona Gill	Israel 	171	171	150	157	181	161	991	0	991	165.17
22	Jensen Anne Agerlund	Denmark 	167	176	146	140	155	195	979	0	979	163.17
23	Shoshana Nadav	Israel 	149	138	155	203	153	173	971	0	971	161.83
24	Nicolle Bouvier	France 	156	183	169	170	127	160	965	0	965	160.83



## Esbc 2011 - Haifa Israel Ladies

### Group A Singles

Place	LastName	Country	G1	G2	G3	G4	G5	G6	Tot	Hnd	T+Hnd	Avg
<b>25</b>	Blom Petro	South Afric 	154	146	154	179	157	166	956	0	956	159.33
<b>26</b>	Pennanen Tarja	Finland 	159	162	155	168	130	157	931	0	931	155.17
<b>27</b>	Spiegelhauer Annette	Denmark 	148	139	159	178	148	153	925	0	925	154.17
<b>28</b>	Larsen Hanne	Denmark 	142	169	126	138	184	117	876	0	876	146.00
<b>29</b>	Nijole Jagnieskiene	Lithuania 	132	163	153	108	116	185	857	0	857	142.83
<b>30</b>	Parling Liselotte	Denmark 	126	121	163	136	136	158	840	0	840	140.00
<b>31</b>	Bennett Kiley	South Afric 	139	119	156	152	127	140	833	0	833	138.83
<b>32</b>	Cardinaux Patricia	Switzerland 	108	149	117	141	156	133	804	0	804	134.00
<b>33</b>	Hirzberger Iris	Germany 	110	161	136	127	132	127	793	0	793	132.17
<b>34</b>	Pailakka Sirkka	Finland 	145	128	125	132	97	145	772	0	772	128.67
















## Esbc 2011 - Haifa Israel Ladies

### Group B Singles

Place	LastName	Country		G1	G2	G3	G4	G5	G6	Tot	Hnd	T+Hnd	Avg
1	Murrath Yvette	Belgium		200	191	201	202	172	211	1177	0	1177	196.17
2	Kalliokoski-Viitanen An	Finland		168	181	191	194	223	163	1120	0	1120	186.67
3	Cami Zemach	Israel		199	199	192	126	214	184	1114	0	1114	185.67
4	Sala Alba	Italy		156	172	178	225	165	201	1097	0	1097	182.83
5	Myriam Pajeau	France		190	234	178	153	182	148	1085	0	1085	180.83
6	Viljava Helena	Finland		149	229	151	216	159	161	1065	0	1065	177.50
7	Jalagin Eeva	Finland		181	189	196	158	161	178	1063	0	1063	177.17
8	Styrman Helena	Finland		211	165	172	211	178	125	1062	0	1062	177.00
9	Ovestad Christina	Sweden		152	159	178	191	166	202	1048	0	1048	174.67
10	Ehmann Gerlinde	Germany		167	158	155	168	202	195	1045	0	1045	174.17
11	Persson Conni	Denmark		181	165	190	182	178	145	1041	0	1041	173.50
12	Nadine Robert	France		187	180	165	191	151	164	1038	0	1038	173.00
13	Wilford Barbara	South Afric		191	177	144	148	174	200	1034	0	1034	172.33
14	Hein Doris	Germany		159	171	191	135	191	170	1017	0	1017	169.50
15	Hessellund Gunhild	Denmark		147	188	183	145	180	173	1016	0	1016	169.33
16	Locatelli Grazia	Italy		176	186	180	182	144	143	1011	0	1011	168.50
17	Thijssen, Marlies	The Netherl		118	153	192	216	165	144	988	0	988	164.67
18	Diekhoff Uschi	Germany		170	153	171	171	143	167	975	0	975	162.50
19	Häyhä Sirkka	Finland		164	147	148	165	177	173	974	0	974	162.33
20	Larsen Ninna	Denmark		171	159	136	166	183	155	970	0	970	161.67
21	Dominique Arnault	France		144	157	182	157	180	147	967	0	967	161.17
22	Virtanen Maila	Finland		160	169	144	151	158	176	958	0	958	159.67
23	Bittroff Gudrun	Germany		166	147	168	158	149	168	956	0	956	159.33
24	Leskinen Liisa	Finland		136	149	139	205	153	160	942	0	942	157.00



## Esbc 2011 - Haifa Israel Ladies Group B Singles

Place	LastName	Country		G1	G2	G3	G4	G5	G6	Tot	Hnd	T+Hnd	Avg
<b>25</b>	Van Gompel Viviane	Belgium		165	178	169	157	144	128	941	0	941	156.83
<b>26</b>	Wouters Chris	Belgium		151	214	152	102	165	148	932	0	932	155.33
<b>27</b>	Vandenborne Myriam	Belgium		136	165	137	136	163	181	918	0	918	153.00
<b>28</b>	Nicolle Engel	France		163	128	135	135	192	137	890	0	890	148.33
<b>29</b>	Makholm Bente	Denmark		137	115	163	156	149	153	873	0	873	145.50
<b>30</b>	Roy, de la Maria	The Netherl		125	116	154	170	170	136	871	0	871	145.17
<b>31</b>	Mayr Helga	Austria		133	155	155	143	139	143	868	0	868	144.67
<b>32</b>	Ecoffey Brigitte	Switzerland		137	156	166	120	154	115	848	0	848	141.33
<b>33</b>	Kristensen Inger Marie	Denmark		115	144	157	125	136	167	844	0	844	140.67
<b>34</b>	Danielsen Rita Karin	Denmark		100	159	170	118	104	170	821	0	821	136.83
<b>35</b>	Kvetoslava Castova	Czech Rep		127	149	133	149	107	137	802	0	802	133.67
<b>36</b>	Christensen Lissy	Denmark		143	121	123	135	134	120	776	0	776	129.33
<b>37</b>	Michal Rivner	Israel		124	137	129	94	125	145	754	0	754	125.67





## Esbc 2011 - Haifa Israel Ladies

### Group C Singles

Place	LastName	Country		G1	G2	G3	G4	G5	G6	Tot	Hnd	T+Hnd	Avg
1	Sørensen Lise Mollerup	Denmark		178	213	221	171	202	174	1159	6	1165	194.17
2	Krobath Crista	Austria		144	182	182	178	243	222	1151	6	1157	192.83
3	Lummaa Kaisu-Leena	Finland		200	183	161	136	202	206	1088	42	1130	188.33
4	Nicole Plana	France		181	198	222	181	145	154	1081	12	1093	182.17
5	Nurmi Seija	Finland		158	191	145	159	148	180	981	78	1059	176.50
6	Insinger Gisela	Germany		181	192	159	183	158	164	1037	18	1055	175.83
7	Mustonen Liisa	Finland		147	223	162	223	170	117	1042	6	1048	174.67
8	Krejci Wilhelmine	Austria		150	163	173	176	182	163	1007	24	1031	171.83
9	Eliane Lamy	France		210	166	153	137	170	172	1008	18	1026	171.00
10	Metso Leena	Finland		142	183	181	165	157	169	997	24	1021	170.17
11	Blaase Vera	Denmark		159	157	157	143	158	160	934	84	1018	169.67
12	Kasala Riitta	Finland		140	183	168	189	178	157	1015	0	1015	169.17
13	Tel Nel	The Netherl		173	159	158	169	175	166	1000	12	1012	168.67
14	Kondrup Laila	Denmark		145	170	158	199	167	159	998	12	1010	168.33
15	Waroquiers Renée	Belgium		147	130	160	158	194	159	948	54	1002	167.00
16	Verschaeren Raymonde	Belgium		175	152	186	180	158	138	989	12	1001	166.83
17	Nelly Delhay	France		185	187	147	140	158	170	987	12	999	166.50
18	Ohlsen Karen	Denmark		157	160	169	166	181	150	983	12	995	165.83
19	Paldanius-Pajunen Elvi	Finland		135	205	145	150	138	167	940	48	988	164.67
20	Ahlfors Mai-Lis	Finland		168	147	177	179	149	159	979	6	985	164.17
21	Gorzelnia Annemarie	Germany		159	169	155	131	148	154	916	66	982	163.67
22	Thérèse Simon	France		123	170	143	146	159	164	905	66	971	161.83
23	Olesen Jette	Denmark		125	179	130	178	177	161	950	18	968	161.33
24	Kosunen Pirjo	Finland		154	140	157	152	184	163	950	0	950	158.33













## Esbc 2011 - Haifa Israel Ladies Group C Singles

Place	LastName	Country		G1	G2	G3	G4	G5	G6	Tot	Hnd	T+Hnd	Avg
<b>25</b>	Piovano Luisanna	Italy		171	178	137	139	149	170	944	6	950	158.33
<b>26</b>	Malmi Pirkko	Finland		171	148	125	147	148	176	915	24	939	156.50
<b>27</b>	Rux Igrid	Germany		130	184	179	150	113	137	893	36	929	154.83
<b>28</b>	Colletini Giuseppina	Italy		136	161	161	150	161	156	925	0	925	154.17
<b>29</b>	Buyse Ernestine	Belgium		151	138	142	158	133	156	878	42	920	153.33
<b>30</b>	Ruuskanen Siiri	Finland		145	159	126	108	144	131	813	60	873	145.50
<b>31</b>	Møller Minna	Denmark		132	145	125	147	117	156	822	36	858	143.00
<b>32</b>	Baldermann Igrid	Germany		125	104	144	125	109	149	756	54	810	135.00
<b>33</b>	Eliette Etienne	France		115	98	123	105	107	122	670	108	778	129.67



## Esbc 2011 - Haifa Israel Ladies Group A Doubles

Place	LastName	Country	G1	G2	G3	G4	G5	G6	Tot	Bon	Tot
1	Sara Aviram	Isr	213	192	152	155	208	199	1119	0	1119
	Orna Karmazim		211	201	177	212	216	202	1219	0	1219
			424	393	329	367	424	401	<b>2338</b>	<b>0</b>	<b>2338</b>
2	Wilford Barbara	Sua	189	170	177	192	235	268	1231	0	1231
	Nel Nila		193	155	182	162	150	209	1051	0	1051
			382	325	359	354	385	477	<b>2282</b>	<b>0</b>	<b>2282</b>
3	Suzanne Andres	Fra	169	188	152	191	162	198	1060	0	1060
	Francoise Augustin		182	181	180	163	215	180	1101	0	1101
			351	369	332	354	377	378	<b>2161</b>	<b>0</b>	<b>2161</b>
4	Häyhä Sirkka	Fin	174	194	235	209	167	176	1155	0	1155
	Finnbäck Eija		145	140	140	190	174	207	996	0	996
			319	334	375	399	341	383	<b>2151</b>	<b>0</b>	<b>2151</b>
5	Tholstrup Hanne	Den	216	176	135	168	188	164	1047	0	1047
	Sørensen Lise Mollerup		177	152	206	165	186	211	1097	6	1103
			393	328	341	333	374	375	<b>2144</b>	<b>6</b>	<b>2150</b>
6	Kohtanen Terttu	Fin	187	176	157	239	145	194	1098	0	1098
	Kasala Riitta		145	163	128	191	223	202	1052	0	1052
			332	339	285	430	368	396	<b>2150</b>	<b>0</b>	<b>2150</b>
7	Tergowitsch Silvia	Aus	220	188	150	157	162	185	1062	0	1062
	Rulz Cornelia		126	177	210	158	152	200	1023	0	1023
			346	365	360	315	314	385	<b>2085</b>	<b>0</b>	<b>2085</b>
8	Rhona Gill	Isr	151	153	178	153	154	209	998	0	998
	Hana Duanis		202	166	225	159	141	194	1087	0	1087
			353	319	403	312	295	403	<b>2085</b>	<b>0</b>	<b>2085</b>
9	Krobath Crista	Aus	141	176	168	203	194	207	1089	6	1095
	Gablek Christine		143	164	140	183	158	174	962	0	962
			284	340	308	386	352	381	<b>2051</b>	<b>6</b>	<b>2057</b>
10	Mizrahi mali	Int	227	180	182	174	175	203	1141	0	1141
	Kvetoslava Castova		162	154	174	153	116	140	899	0	899
			389	334	356	327	291	343	<b>2040</b>	<b>0</b>	<b>2040</b>



## Esbc 2011 - Haifa Israel Ladies







### Group A Doubles

Place	LastName	Country	G1	G2	G3	G4	G5	G6	Tot	Bon	Tot
<b>11</b>	Virtanen Maila	Fin	166	179	199	154	186	170	1054	0	1054
	Ranta-Hytönen Cindy		166	181	145	148	125	215	980	0	980
			<b>332</b>	<b>360</b>	<b>344</b>	<b>302</b>	<b>311</b>	<b>385</b>	<b>2034</b>	<b>0</b>	<b>2034</b>
<b>12</b>	Nicolle Engel	Fra	159	162	151	199	164	147	982	0	982
	Nicolle Bouvier		166	203	175	145	167	180	1036	0	1036
			<b>325</b>	<b>365</b>	<b>326</b>	<b>344</b>	<b>331</b>	<b>327</b>	<b>2018</b>	<b>0</b>	<b>2018</b>
<b>13</b>	Sylvette Muths	Fra	175	191	180	147	156	134	983	0	983
	Nadine Robert		160	204	166	200	151	147	1028	0	1028
			<b>335</b>	<b>395</b>	<b>346</b>	<b>347</b>	<b>307</b>	<b>281</b>	<b>2011</b>	<b>0</b>	<b>2011</b>
<b>14</b>	Persson Conni	Den	172	175	141	160	176	183	1007	0	1007
	Jensen Anne Agerlund		160	134	165	186	143	151	939	0	939
			<b>332</b>	<b>309</b>	<b>306</b>	<b>346</b>	<b>319</b>	<b>334</b>	<b>1946</b>	<b>0</b>	<b>1946</b>
<b>15</b>	Blom Petro	Sua	160	190	182	166	145	207	1050	0	1050
	Bennett Kiley		144	150	149	150	139	150	882	0	882
			<b>304</b>	<b>340</b>	<b>331</b>	<b>316</b>	<b>284</b>	<b>357</b>	<b>1932</b>	<b>0</b>	<b>1932</b>
<b>16</b>	Nijole Jagnieskiene	Int	130	128	127	146	154	213	898	0	898
	Verschaeren Raymonde		149	166	199	158	202	132	1006	12	1018
			<b>279</b>	<b>294</b>	<b>326</b>	<b>304</b>	<b>356</b>	<b>345</b>	<b>1904</b>	<b>12</b>	<b>1916</b>
<b>17</b>	Willems Ria	Bel	159	142	135	147	162	142	887	0	887
	Vintens Liliane		155	149	189	209	159	167	1028	0	1028
			<b>314</b>	<b>291</b>	<b>324</b>	<b>356</b>	<b>321</b>	<b>309</b>	<b>1915</b>	<b>0</b>	<b>1915</b>
<b>18</b>	Spiegelhauer Annette	Den	149	186	162	217	167	142	1023	0	1023
	Ohlsen Karen		110	122	169	159	148	168	876	12	888
			<b>259</b>	<b>308</b>	<b>331</b>	<b>376</b>	<b>315</b>	<b>310</b>	<b>1899</b>	<b>12</b>	<b>1911</b>
<b>19</b>	Patricia Djorno	Fra	144	175	150	158	137	162	926	0	926
	Daniele Honigstein		133	157	157	184	167	179	977	0	977
			<b>277</b>	<b>332</b>	<b>307</b>	<b>342</b>	<b>304</b>	<b>341</b>	<b>1903</b>	<b>0</b>	<b>1903</b>
<b>20</b>	Makholm Bente	Den	141	143	189	153	163	137	926	0	926
	Larsen Hanne		121	128	156	190	144	210	949	0	949
			<b>262</b>	<b>271</b>	<b>345</b>	<b>343</b>	<b>307</b>	<b>347</b>	<b>1875</b>	<b>0</b>	<b>1875</b>





## Esbc 2011 - Haifa Israel Ladies Group A Doubles

Place	LastName	Country	G1	G2	G3	G4	G5	G6	Tot	Bon	Tot
<b>21</b>	Styrman Helena	Fin	147	134	177	152	185	148	943	0	943
	Pennanen Tarja		169	165	122	153	156	148	913	0	913
			<b>316</b>	<b>299</b>	<b>299</b>	<b>305</b>	<b>341</b>	<b>296</b>	<b>1856</b>	<b>0</b>	<b>1856</b>
<b>22</b>	Ovestad Christina	Int	148	132	131	169	197	123	900	0	900
	Shoshana Nadav		132	119	149	114	156	168	838	0	838
			<b>280</b>	<b>251</b>	<b>280</b>	<b>283</b>	<b>353</b>	<b>291</b>	<b>1738</b>	<b>0</b>	<b>1738</b>
<b>23</b>	Pailakka Sirkka	Fin	127	145	134	142	123	118	789	0	789
	Leskinen Liisa		132	172	179	166	140	141	930	0	930
			<b>259</b>	<b>317</b>	<b>313</b>	<b>308</b>	<b>263</b>	<b>259</b>	<b>1719</b>	<b>0</b>	<b>1719</b>
<b>24</b>	Ecoffey Brigitte	Swi	136	169	119	149	128	138	839	0	839
	Cardinaux Patricia		148	146	113	127	131	151	816	0	816
			<b>284</b>	<b>315</b>	<b>232</b>	<b>276</b>	<b>259</b>	<b>289</b>	<b>1655</b>	<b>0</b>	<b>1655</b>
<b>25</b>	Lothar Angelika	Ger	109	154	145	146	169	125	848	0	848
	Hirzberger Iris		147	125	102	114	122	151	761	0	761
			<b>256</b>	<b>279</b>	<b>247</b>	<b>260</b>	<b>291</b>	<b>276</b>	<b>1609</b>	<b>0</b>	<b>1609</b>
<b>26</b>	Parling Liselotte	Den	97	125	140	144	107	142	755	0	755
	Danielsen Rita Karin		113	155	134	125	131	156	814	0	814
			<b>210</b>	<b>280</b>	<b>274</b>	<b>269</b>	<b>238</b>	<b>298</b>	<b>1569</b>	<b>0</b>	<b>1569</b>



## Esbc 2011 - Haifa Israel Ladies






### Group B Doubles

Place	LastName	Country	G1	G2	G3	G4	G5	G6	Tot	Bon	Tot
<b>1</b>	Viljava Helena	Fin	186	200	173	154	188	155	1056	0	1056
	Kalliokoski-Viitanen An		164	137	192	214	232	179	1118	0	1118
			<b>350</b>	<b>337</b>	<b>365</b>	<b>368</b>	<b>420</b>	<b>334</b>	<b>2174</b>	<b>0</b>	<b>2174</b>
<b>2</b>	Thijssen, Marlies	Ndl	149	208	181	161	176	201	1076	0	1076
	Roy, de la Maria		161	146	180	145	159	210	1001	0	1001
			<b>310</b>	<b>354</b>	<b>361</b>	<b>306</b>	<b>335</b>	<b>411</b>	<b>2077</b>	<b>0</b>	<b>2077</b>
<b>3</b>	Wouters Chris	Bel	170	155	187	172	155	196	1035	0	1035
	Murrath Yvette		197	164	147	160	205	159	1032	0	1032
			<b>367</b>	<b>319</b>	<b>334</b>	<b>332</b>	<b>360</b>	<b>355</b>	<b>2067</b>	<b>0</b>	<b>2067</b>
<b>4</b>	Insinger Gisela	Ger	169	199	195	147	175	192	1077	18	1095
	Diekhoff Uschi		181	129	160	152	180	156	958	0	958
			<b>350</b>	<b>328</b>	<b>355</b>	<b>299</b>	<b>355</b>	<b>348</b>	<b>2035</b>	<b>18</b>	<b>2053</b>
<b>5</b>	Metso Leena	Fin	150	154	168	124	144	174	914	24	938
	Jalagin Eeva		147	207	183	149	210	169	1065	0	1065
			<b>297</b>	<b>361</b>	<b>351</b>	<b>273</b>	<b>354</b>	<b>343</b>	<b>1979</b>	<b>24</b>	<b>2003</b>
<b>6</b>	Sala Alba	Ita	153	137	130	180	162	206	968	0	968
	Locatelli Grazia		139	191	179	195	150	158	1012	0	1012
			<b>292</b>	<b>328</b>	<b>309</b>	<b>375</b>	<b>312</b>	<b>364</b>	<b>1980</b>	<b>0</b>	<b>1980</b>
<b>7</b>	Myriam Pajeau	Fra	184	147	137	203	156	168	995	0	995
	Dominique Arnault		175	165	137	129	192	178	976	0	976
			<b>359</b>	<b>312</b>	<b>274</b>	<b>332</b>	<b>348</b>	<b>346</b>	<b>1971</b>	<b>0</b>	<b>1971</b>
<b>8</b>	Hein Doris	Ger	170	170	192	178	158	189	1057	0	1057
	Bittroff Gudrun		144	135	167	159	155	147	907	0	907
			<b>314</b>	<b>305</b>	<b>359</b>	<b>337</b>	<b>313</b>	<b>336</b>	<b>1964</b>	<b>0</b>	<b>1964</b>
<b>9</b>	Ehmann Gerlinde	Ger	160	148	195	161	151	134	949	0	949
	Baldermann Igrid		127	150	146	126	161	184	894	54	948
			<b>287</b>	<b>298</b>	<b>341</b>	<b>287</b>	<b>312</b>	<b>318</b>	<b>1843</b>	<b>54</b>	<b>1897</b>
<b>10</b>	Kristensen Inger Marie	Den	164	161	143	163	164	147	942	0	942
	Hessellund Gunhild		170	170	139	162	145	168	954	0	954
			<b>334</b>	<b>331</b>	<b>282</b>	<b>325</b>	<b>309</b>	<b>315</b>	<b>1896</b>	<b>0</b>	<b>1896</b>



## Esbc 2011 - Haifa Israel Ladies

### Group B Doubles

Place	LastName	Country	G1	G2	G3	G4	G5	G6	Tot	Bon	Tot
<b>11</b>	Mayr Helga	Aus	143	115	165	163	151	133	870	0	870
	Krejci Wilhelmine		156	149	171	138	179	159	952	24	976
			299	264	336	301	330	292	<b>1822</b>	<b>24</b>	<b>1846</b>
<b>12</b>	Michal Rivner	Isr	141	135	138	161	168	144	887	0	887
	Cami Zemach		160	129	145	149	171	143	897	0	897
			301	264	283	310	339	287	<b>1784</b>	<b>0</b>	<b>1784</b>
<b>13</b>	Olesen Jette	Den	167	153	109	148	166	140	883	18	901
	Larsen Ninna		128	135	165	157	139	141	865	0	865
			295	288	274	305	305	281	<b>1748</b>	<b>18</b>	<b>1766</b>
<b>14</b>	Christensen Lissy	Den	112	108	118	125	105	154	722	0	722
	Blaase Vera		179	143	145	170	117	134	888	84	972
			291	251	263	295	222	288	<b>1610</b>	<b>84</b>	<b>1694</b>
<b>15</b>	Vandenborne Myriam	Bel	114	135	177	115	145	137	823	0	823
	Van Gompel Viviane		119	161	170	104	158	158	870	0	870
			233	296	347	219	303	295	<b>1693</b>	<b>0</b>	<b>1693</b>




## Esbc 2011 - Haifa Israel Ladies

### Group C Doubles

Place	LastName	Country	G1	G2	G3	G4	G5	G6	Tot	Bon	Tot
<b>1</b>	Malmi Pirkko	Fin	174	186	170	161	192	221	1104	24	1128
	Lummaa Kaisu-Leena		157	168	173	197	209	158	1062	42	1104
			<b>331</b>	<b>354</b>	<b>343</b>	<b>358</b>	<b>401</b>	<b>379</b>	<b>2166</b>	<b>66</b>	<b>2232</b>
<b>2</b>	Rux Igrid	Ger	166	137	146	177	163	192	981	36	1017
	Gorzelnia Annemarie		111	160	155	211	186	146	969	66	1035
			<b>277</b>	<b>297</b>	<b>301</b>	<b>388</b>	<b>349</b>	<b>338</b>	<b>1950</b>	<b>102</b>	<b>2052</b>
<b>3</b>	Nurmi Seija	Fin	181	171	176	169	170	166	1033	78	1111
	Ahlfors Mai-Lis		155	201	143	139	116	169	923	6	929
			<b>336</b>	<b>372</b>	<b>319</b>	<b>308</b>	<b>286</b>	<b>335</b>	<b>1956</b>	<b>84</b>	<b>2040</b>
<b>4</b>	Nicole Plana	Fra	168	187	162	155	204	147	1023	12	1035
	Nelly Delhay		161	133	193	167	168	169	991	12	1003
			<b>329</b>	<b>320</b>	<b>355</b>	<b>322</b>	<b>372</b>	<b>316</b>	<b>2014</b>	<b>24</b>	<b>2038</b>
<b>5</b>	Tel Nel	Int	150	119	144	166	127	157	863	12	875
	Thérèse Simon		175	150	190	150	175	177	1017	66	1083
			<b>325</b>	<b>269</b>	<b>334</b>	<b>316</b>	<b>302</b>	<b>334</b>	<b>1880</b>	<b>78</b>	<b>1958</b>
<b>6</b>	Waroquiers Renée	Bel	138	124	159	150	147	162	880	54	934
	Buyse Ernestine		165	154	169	156	162	157	963	42	1005
			<b>303</b>	<b>278</b>	<b>328</b>	<b>306</b>	<b>309</b>	<b>319</b>	<b>1843</b>	<b>96</b>	<b>1939</b>
<b>7</b>	Eliette Etienne	Fra	121	117	135	109	130	123	735	108	843
	Eliane Lamy		197	146	168	191	142	195	1039	18	1057
			<b>318</b>	<b>263</b>	<b>303</b>	<b>300</b>	<b>272</b>	<b>318</b>	<b>1774</b>	<b>126</b>	<b>1900</b>
<b>8</b>	Mustonen Liisa	Fin	168	147	156	174	153	214	1012	6	1018
	Kosunen Pirjo		167	146	126	146	125	165	875	0	875
			<b>335</b>	<b>293</b>	<b>282</b>	<b>320</b>	<b>278</b>	<b>379</b>	<b>1887</b>	<b>6</b>	<b>1893</b>
<b>9</b>	Piovano Luisanna	Ita	155	172	166	124	154	133	904	6	910
	Collettini Giuseppina		155	199	159	144	171	128	956	0	956
			<b>310</b>	<b>371</b>	<b>325</b>	<b>268</b>	<b>325</b>	<b>261</b>	<b>1860</b>	<b>6</b>	<b>1866</b>
<b>10</b>	Møller Minna	Den	136	161	192	106	121	137	853	36	889
	Kondrup Laila		143	208	149	135	156	151	942	12	954
			<b>279</b>	<b>369</b>	<b>341</b>	<b>241</b>	<b>277</b>	<b>288</b>	<b>1795</b>	<b>48</b>	<b>1843</b>










## Esbc 2011 - Haifa Israel Ladies Group C Doubles

Place	LastName	Country	G1	G2	G3	G4	G5	G6	Tot	Bon	Tot
<b>11</b>	Ruuskanen Siiri	Fin	146	101	128	190	159	155	879	60	939
	Paldanius-Pajunen Elvi		112	113	144	131	155	164	819	48	867
			258	214	272	321	314	319	<b>1698</b>	<b>108</b>	<b>1806</b>



## Esbc 2011 - Haifa Israel Ladies















### Group Trios

Place	LastName	FirstName	Country	G1	G2	G3	G4	G5	G6	Tot	Bon	Tot
<b>1</b>	Sara	Aviram	Isr	174	182	202	130	197	234	1119	0	1119
	Rhona	Gill		147	167	180	180	189	190	1053	0	1053
	Orna	Karmazim		162	166	171	196	223	167	1085	0	1085
										<b>3257</b>	<b>0</b>	<b>3257</b>
<b>2</b>	Gablek	Christine	Aus	159	167	204	188	189	222	1129	0	1129
	Krobath	Crista		180	175	167	195	168	146	1031	6	1037
	Rulz	Cornelia		190	169	214	161	154	168	1056	0	1056
										<b>3216</b>	<b>6</b>	<b>3222</b>
<b>3</b>	Myriam	Pajeau	Fra	155	190	186	185	188	164	1068	0	1068
	Francoise	Augustin		139	212	172	165	185	189	1062	0	1062
	Suzanne	Andres		168	173	203	178	181	172	1075	0	1075
										<b>3205</b>	<b>0</b>	<b>3205</b>
<b>4</b>	Vintens	Liliane	Bel	168	198	190	204	180	184	1124	0	1124
	Murrath	Yvette		147	148	170	170	225	154	1014	0	1014
	Wouters	Chris		161	178	169	227	184	144	1063	0	1063
										<b>3201</b>	<b>0</b>	<b>3201</b>
<b>5</b>	Larsen	Ninna	Den	181	179	189	182	166	148	1045	0	1045
	Tholstrup	Hanne		182	168	167	178	186	183	1064	0	1064
	Sørensen	Lise Mollerup		155	172	159	167	199	195	1047	6	1053
										<b>3156</b>	<b>6</b>	<b>3162</b>
<b>6</b>	Nicole	Plana	Fra	190	195	185	168	204	178	1120	12	1132
	Dominique	Arnault		170	127	133	168	194	221	1013	0	1013
	Nelly	Delhay		170	162	170	142	155	164	963	12	975
										<b>3096</b>	<b>24</b>	<b>3120</b>
<b>7</b>	Nicolle	Engel	Fra	174	193	159	125	161	182	994	0	994
	Thérèse	Simon		145	192	150	172	179	190	1028	66	1094
	Nadine	Robert		166	179	167	157	117	210	996	0	996
										<b>3018</b>	<b>66</b>	<b>3084</b>



## Esbc 2011 - Haifa Israel Ladies

### Group Trios

Place	LastName	FirstName	Country	G1	G2	G3	G4	G5	G6	Tot	Bon	Tot
<b>8</b>	Blom	Petro	Sua	141	157	170	158	154	156	936	0	936
	Wilford	Barbara		179	233	149	199	158	222	1140	0	1140
	Nel	Nila		208	146	135	157	178	179	1003	0	1003
										<b>3079</b>	<b>0</b>	<b>3079</b>
<b>9</b>	Virtanen	Maila	Fin	199	167	169	157	173	167	1032	0	1032
	Finnbäck	Eija		135	151	143	157	181	181	948	0	948
	Kohtanen	Terttu		207	156	162	171	195	199	1090	0	1090
										<b>3070</b>	<b>0</b>	<b>3070</b>
<b>10</b>	Malmi	Pirkko	Fin	207	173	141	162	198	157	1038	24	1062
	Kasala	Riitta		192	143	143	156	156	164	954	0	954
	Lummaa	Kaisu-Leena		163	193	158	170	142	173	999	42	1041
										<b>2991</b>	<b>66</b>	<b>3057</b>
<b>11</b>	Ranta-Hytönen	Cindy	Fin	187	149	171	156	148	165	976	0	976
	Pennanen	Tarja		168	164	164	168	154	157	975	0	975
	Styrman	Helena		116	193	181	181	204	208	1083	0	1083
										<b>3034</b>	<b>0</b>	<b>3034</b>
<b>12</b>	Sylvette	Muths	Fra	158	233	131	182	133	177	1014	0	1014
	Patricia	Djorno		179	176	160	154	179	188	1036	0	1036
	Daniele	Honigstein		157	159	170	163	157	150	956	0	956
										<b>3006</b>	<b>0</b>	<b>3006</b>
<b>13</b>	Thijssen,	Marlies	Ndl	185	165	169	181	137	193	1030	0	1030
	Tel	Nel		172	188	179	165	161	164	1029	12	1041
	Roy, de la	Maria		166	187	142	130	167	127	919	0	919
										<b>2978</b>	<b>12</b>	<b>2990</b>
<b>14</b>	Sala	Alba	Ita	172	167	170	214	197	176	1096	0	1096
	Piovano	Luisanna		192	132	139	145	150	145	903	6	909
	Locatelli	Grazia		144	152	138	173	213	139	959	0	959
										<b>2958</b>	<b>6</b>	<b>2964</b>



## Esbc 2011 - Haifa Israel Ladies

### Group Trios


Place	LastName	FirstName	Country	G1	G2	G3	G4	G5	G6	Tot	Bon	Tot
<b>15</b>	Jalagin	Eeva	Fin	167	167	169	154	160	180	997	0	997
	Nurmi	Seija		170	186	123	169	150	150	948	78	1026
	Metso	Leena		126	162	168	167	134	159	916	24	940
										<b>2861</b>	<b>102</b>	<b>2963</b>
<b>16</b>	Mizrahi	mali	Int	171	139	190	235	130	184	1049	0	1049
	Cami	Zemach		125	196	177	181	149	191	1019	0	1019
	Bennett	Kiley		115	155	127	191	147	149	884	0	884
										<b>2952</b>	<b>0</b>	<b>2952</b>
<b>17</b>	Paldanius-Paju	Elvi	Fin	157	143	159	160	127	158	904	48	952
	Mustonen	Liisa		147	198	166	178	155	201	1045	6	1051
	Kosunen	Pirjo		192	138	152	146	154	166	948	0	948
										<b>2897</b>	<b>54</b>	<b>2951</b>
<b>18</b>	Buyse	Ernestine	Bel	144	174	184	155	140	151	948	42	990
	Waroquiers	Renée		130	124	136	157	139	155	841	54	895
	Verschaeren	Raymonde		159	175	191	165	149	134	973	12	985
										<b>2762</b>	<b>108</b>	<b>2870</b>
<b>19</b>	Insinger	Gisela	Ger	142	173	154	156	225	145	995	18	1013
	Rux	Igrid		164	158	118	159	152	126	877	36	913
	Diekhoff	Uschi		177	137	148	152	161	158	933	0	933
										<b>2805</b>	<b>54</b>	<b>2859</b>
<b>20</b>	Viljava	Helena	Fin	168	148	162	138	173	140	929	0	929
	Häyhä	Sirkka		150	191	162	141	168	99	911	0	911
	Kalliokoski-Vii	Anneli		133	175	173	179	165	190	1015	0	1015
										<b>2855</b>	<b>0</b>	<b>2855</b>
<b>21</b>	Kristensen	Inger Marie	Den	126	170	140	187	120	161	904	0	904
	Hessellund	Gunhild		167	172	166	159	151	181	996	0	996
	Ohlsen	Karen		160	153	173	136	160	154	936	12	948
										<b>2836</b>	<b>12</b>	<b>2848</b>





## Esbc 2011 - Haifa Israel Ladies

### Group Trios

Place	LastName	FirstName	Country	G1	G2	G3	G4	G5	G6	Tot	Bon	Tot
<b>22</b>	Krejci	Wilhelmine	Aus	145	137	146	149	166	141	884	24	908
	Tergowitsch	Silvia		152	179	165	113	157	150	916	0	916
	Mayr	Helga		123	189	150	175	209	143	989	0	989
										<b>2789</b>	<b>24</b>	<b>2813</b>
<b>23</b>	Bittroff	Gudrun	Ger	191	189	167	121	160	139	967	0	967
	Baldermann	Igrid		124	127	114	136	137	118	756	54	810
	Gorzelniaak	Annemarie		183	122	163	125	183	174	950	66	1016
										<b>2673</b>	<b>120</b>	<b>2793</b>
<b>24</b>	Hein	Doris	Ger	205	171	194	198	149	186	1103	0	1103
	Ehmann	Gerlinde		201	176	159	142	159	144	981	0	981
	Hirzberger	Iris		96	115	122	133	124	117	707	0	707
										<b>2791</b>	<b>0</b>	<b>2791</b>
<b>25</b>	Makholm	Bente	Den	135	174	154	135	172	111	881	0	881
	Persson	Conni		156	130	191	145	171	175	968	0	968
	Larsen	Hanne		149	151	159	169	161	151	940	0	940
										<b>2789</b>	<b>0</b>	<b>2789</b>
<b>26</b>	Vandenborne	Myriam	Bel	136	182	136	145	112	136	847	0	847
	Van Gompel	Viviane		111	188	139	134	134	191	897	0	897
	Willems	Ria		159	180	172	177	183	147	1018	0	1018
										<b>2762</b>	<b>0</b>	<b>2762</b>
<b>27</b>	Lother	Angelika	Int	170	153	159	150	168	158	958	0	958
	Shoshana	Nadav		138	136	183	138	170	108	873	0	873
	Hana	Duanis		152	140	167	178	140	126	903	0	903
										<b>2734</b>	<b>0</b>	<b>2734</b>
<b>28</b>	Pailakka	Sirkka	Fin	136	154	128	113	125	117	773	0	773
	Ahlfors	Mai-Lis		120	145	157	150	192	161	925	6	931
	Leskinen	Liisa		192	166	167	155	155	185	1020	0	1020
										<b>2718</b>	<b>6</b>	<b>2724</b>



## Esbc 2011 - Haifa Israel Ladies




























### Group Trios

Place	LastName	FirstName	Country	G1	G2	G3	G4	G5	G6	Tot	Bon	Tot
<b>29</b>	Møller	Minna	Den	157	137	150	145	185	125	899	36	935
	Kondrup	Laila		152	148	136	115	161	155	867	12	879
	Jensen	Anne Agerlun		144	155	147	148	169	146	909	0	909
										<b>2675</b>	<b>48</b>	<b>2723</b>
<b>30</b>	Ecoffey	Brigitte	Int	133	157	135	193	116	136	870	0	870
	Nijole	Jagnieskiene		152	148	160	139	171	145	915	0	915
	Cardinaux	Patricia		126	123	122	165	135	116	787	0	787
										<b>2572</b>	<b>0</b>	<b>2572</b>
<b>31</b>	Blaase	Vera	Den	182	170	147	148	137	137	921	84	1005
	Olesen	Jette		121	143	112	142	99	141	758	18	776
	Christensen	Lissy		154	112	140	113	120	134	773	0	773
										<b>2452</b>	<b>102</b>	<b>2554</b>
<b>32</b>	Colletini	Giuseppina	Int	152	158	163	181	139	167	960	0	960
	Ruuskanen	Siiri		109	95	134	147	146	127	758	60	818
	Kvetoslava	Castova		174	115	123	144	105	113	774	0	774
										<b>2492</b>	<b>60</b>	<b>2552</b>
<b>33</b>	Nicolle	Bouvier	Fra	141	119	131	151	118	157	817	0	817
	Eliane	Lamy		156	141	112	181	114	148	852	18	870
	Eliette	Etienne		127	121	131	128	121	106	734	108	842
										<b>2403</b>	<b>126</b>	<b>2529</b>
<b>34</b>	Parling	Liselotte	Den	110	80	112	156	143	129	730	0	730
	Danielsen	Rita Karin		138	136	142	122	158	126	822	0	822
	Spiegelhauer	Annette		123	135	153	141	156	137	845	0	845
										<b>2397</b>	<b>0</b>	<b>2397</b>



## E.S.B.C 2011 All Events **Ladies**








### Group A

Place	LastName	FirstName	Country	Singels	Doubles	Trios	TotPins	Avg
1	Orna	Karmazim	Isr 	1232	1219	1085	3536	196.44
2	Sara	Aviram	Isr 	1128	1119	1119	3366	187.00
3	Francoise	Augustin	Fra 	1120	1101	1062	3283	182.39
4	Mizrahi	mali	Isr 	1089	1141	1049	3279	182.17
5	Kohtanen	Terttu	Fin 	1080	1098	1090	3268	181.56
6	Suzanne	Andres	Fra 	1114	1060	1075	3249	180.50
7	Vintens	Liliane	Bel 	1034	1028	1124	3186	177.00
8	Gablek	Christine	Aus 	1090	962	1129	3181	176.72
9	Tholstrup	Hanne	Den 	1011	1047	1064	3122	173.44
10	Nel	Nila	Soa 	1053	1051	1003	3107	172.61
11	Rulz	Cornelia	Aus 	1015	1023	1056	3094	171.89
12	Sylvette	Muths	Fra 	1077	983	1014	3074	170.78
13	Rhona	Gill	Isr 	991	998	1053	3042	169.00
14	Finnbäck	Eija	Fin 	1089	996	948	3033	168.50
15	Tergowitsch	Silvia	Aus 	1054	1062	916	3032	168.44
16	Hana	Duanis	Isr 	1027	1087	903	3017	167.61
17	Patricia	Djorno	Fra 	1019	926	1036	2981	165.61
18	Ranta-Hytönen	Cindy	Fin 	1014	980	976	2970	165.00
19	Willems	Ria	Bel 	1039	887	1018	2944	163.56
20	Blom	Petro	Soa 	956	1050	936	2942	163.44
21	Daniele	Honigstein	Fra 	995	977	956	2928	162.67
22	Lother	Angelika	Ger 	1040	848	958	2846	158.11
23	Jensen	Anne Agerlun	Den 	979	939	909	2827	157.06
24	Pennanen	Tarja	Fin 	931	913	975	2819	156.61
25	Nicolle	Bouvier	Fra 	965	1036	817	2818	156.56
26	Spiegelhauer	Annette	Den 	925	1023	845	2793	155.17
27	Larsen	Hanne	Den 	876	949	940	2765	153.61



## E.S.B.C 2011 All Events Ladies




























### Group A

Place	LastName	FirstName	Country	Singels	Doubles	Trios	TotPins	Avg
<b>28</b>	Shoshana	Nadav	Isr 	971	838	873	2682	149.00
<b>29</b>	Nijole	Jagnieskiene	Lit 	857	898	915	2670	148.33
<b>30</b>	Bennett	Kiley	Soa 	833	882	884	2599	144.39
<b>31</b>	Cardinaux	Patricia	Swi 	804	816	787	2407	133.72
<b>32</b>	Pailakka	Sirkka	Fin 	772	789	773	2334	129.67
<b>33</b>	Parling	Liselotte	Den 	840	755	730	2325	129.17
<b>34</b>	Hirzberger	Iris	Ger 	793	761	707	2261	125.61



## E.S.B.C 2011 All Events Ladies











### Group B

Place	LastName	FirstName	Country	Singels	Doubles	Trios	TotPins	Avg
1	Wilford	Barbara	Soa 	1034	1231	1140	3405	189.17
2	Kalliokoski-Vii	Anneli	Fin 	1120	1118	1015	3253	180.72
3	Murrath	Yvette	Bel 	1177	1032	1014	3223	179.06
4	Hein	Doris	Ger 	1017	1057	1103	3177	176.50
5	Sala	Alba	Ity 	1097	968	1096	3161	175.61
6	Myriam	Pajeau	Fra 	1085	995	1068	3148	174.89
7	Jalagin	Eeva	Fin 	1063	1065	997	3125	173.61
8	Thijssen,	Marlies	Ndl 	988	1076	1030	3094	171.89
9	Styrman	Helena	Fin 	1062	943	1083	3088	171.56
10	Nadine	Robert	Fra 	1038	1028	996	3062	170.11
11	Viljava	Helena	Fin 	1065	1056	929	3050	169.44
12	Virtanen	Maila	Fin 	958	1054	1032	3044	169.11
13	Häyhä	Sirkka	Fin 	974	1155	911	3040	168.89
14	Wouters	Chris	Bel 	932	1035	1063	3030	168.33
15	Cami	Zemach	Isr 	1114	897	1019	3030	168.33
16	Persson	Conni	Den 	1041	1007	968	3016	167.56
17	Locatelli	Grazia	Ity 	1011	1012	959	2982	165.67
18	Ehmann	Gerlinde	Ger 	1045	949	981	2975	165.28
19	Hessellund	Gunhild	Den 	1016	954	996	2966	164.78
20	Dominique	Arnault	Fra 	967	976	1013	2956	164.22
21	Ovestad	Christina	Swe 	1048	900	0	1948	162.33
22	Leskinen	Liisa	Fin 	942	930	1020	2892	160.67
23	Larsen	Ninna	Den 	970	865	1045	2880	160.00
24	Nicolle	Engel	Fra 	890	982	994	2866	159.22
25	Diekhoff	Uschi	Ger 	975	958	933	2866	159.22
26	Bittroff	Gudrun	Ger 	956	907	967	2830	157.22
27	Roy, de la	Maria	Ndl 	871	1001	919	2791	155.06



## E.S.B.C 2011 All Events Ladies




























### Group B

Place	LastName	FirstName	Country	Singels	Doubles	Trios	TotPins	Avg
<b>28</b>	Mayr	Helga	Aus 	868	870	989	2727	151.50
<b>29</b>	Van Gompel	Viviane	Bel 	941	870	897	2708	150.44
<b>30</b>	Kristensen	Inger Marie	Den 	844	942	904	2690	149.44
<b>31</b>	Makholm	Bente	Den 	873	926	881	2680	148.89
<b>32</b>	Vandenborne	Myriam	Bel 	918	823	847	2588	143.78
<b>33</b>	Ecoffey	Brigitte	Swi 	848	839	870	2557	142.06
<b>34</b>	Kvetoslava	Castova	Czr 	802	899	774	2475	137.50
<b>35</b>	Michal	Rivner	Isr 	754	887	0	1641	136.75
<b>36</b>	Danielsen	Rita Karin	Den 	821	814	822	2457	136.50
<b>37</b>	Christensen	Lissy	Den 	776	722	773	2271	126.17









## E.S.B.C 2011 All Events Ladies

### Group C

Place	LastName	FirstName	Country	Singels	Doubles	Trios	TotPins	Avg
1	Sørensen	Lise Mollerup	Den 	1165	1103	1053	3321	184.50
2	Krobath	Crista	Aus 	1157	1095	1037	3289	182.72
3	Lummaa	Kaisu-Leena	Fin 	1130	1104	1041	3275	181.94
4	Nicole	Plana	Fra 	1093	1035	1132	3260	181.11
5	Nurmi	Seija	Fin 	1059	1111	1026	3196	177.56
6	Insinger	Gisela	Ger 	1055	1095	1013	3163	175.72
7	Thérèse	Simon	Fra 	971	1083	1094	3148	174.89
8	Malmi	Pirkko	Fin 	939	1128	1062	3129	173.83
9	Mustonen	Liisa	Fin 	1048	1018	1051	3117	173.17
10	Gorzelnjak	Annemarie	Ger 	982	1035	1016	3033	168.50
11	Kasala	Riitta	Fin 	1015	1052	954	3021	167.83
12	Verschaeren	Raymonde	Bel 	1001	1018	985	3004	166.89
13	Blaase	Vera	Den 	1018	972	1005	2995	166.39
14	Nelly	Delhay	Fra 	999	1003	975	2977	165.39
15	Eliane	Lamy	Fra 	1026	1057	870	2953	164.06
16	Tel	Nel	Ndl 	1012	875	1041	2928	162.67
17	Buyse	Ernestine	Bel 	920	1005	990	2915	161.94
18	Krejci	Wilhelmine	Aus 	1031	976	908	2915	161.94
19	Metso	Leena	Fin 	1021	938	940	2899	161.06
20	Rux	Igrid	Ger 	929	1017	913	2859	158.83
21	Ahlfors	Mai-Lis	Fin 	985	929	931	2845	158.06
22	Kondrup	Laila	Den 	1010	954	879	2843	157.94
23	Colletini	Giuseppina	Ity 	925	956	960	2841	157.83
24	Ohlsen	Karen	Den 	995	888	948	2831	157.28
25	Waroquiers	Renée	Bel 	1002	934	895	2831	157.28
26	Paldanius-Paju	Elvi	Fin 	988	867	952	2807	155.94
27	Kosunen	Pirjo	Fin 	950	875	948	2773	154.06



## E.S.B.C 2011 All Events Ladies Group C

Place	LastName	FirstName	Country	Singels	Doubles	Trios	TotPins	Avg
<b>28</b>	Piovano	Luisanna	Ity 	950	910	909	2769	153.83
<b>29</b>	Møller	Minna	Den 	858	889	935	2682	149.00
<b>30</b>	Olesen	Jette	Den 	968	901	776	2645	146.94
<b>31</b>	Ruuskanen	Siiri	Fin 	873	939	818	2630	146.11
<b>32</b>	Baldermann	Igrid	Ger 	810	948	810	2568	142.67
<b>33</b>	Eliette	Etienne	Fra 	778	843	842	2463	136.83





## Esbc 2011 - Haifa Israel      Men

### Group A      Singles

Place	LastName	Country	G1	G2	G3	G4	G5	G6	Tot	Hnd	T+Hnd	Avg
1	Aarre John	Norway 	278	244	193	246	222	226	1409	0	1409	234.83
2	Zambon Franco	Italy 	166	290	204	235	229	247	1371	0	1371	228.50
3	Galluzzo Giorgio	Italy 	223	268	238	191	235	203	1358	0	1358	226.33
4	Julin Jukka	Finland 	215	263	187	216	240	234	1355	0	1355	225.83
5	Kettunen Jorma	Finland 	227	235	241	224	214	199	1340	0	1340	223.33
6	Yvan Augustin	France 	236	226	226	181	226	214	1309	0	1309	218.17
7	Mahamid Abed Ellatif	Israel 	211	212	181	210	257	236	1307	0	1307	217.83
8	Volpert Yosef	Israel 	194	222	238	226	226	193	1299	0	1299	216.50
9	Koponen Risto	Finland 	185	226	300	179	217	192	1299	0	1299	216.50
10	Hesselberg Mayer Fredri	Norway 	202	190	224	191	255	183	1245	0	1245	207.50
11	Salim Eagal	Israel 	214	170	214	204	213	223	1238	0	1238	206.33
12	Puurunen Markku	Finland 	213	154	224	213	227	206	1237	0	1237	206.17
13	Hoogstraten, van Christi	The Netherl 	231	235	214	197	157	196	1230	0	1230	205.00
14	Querini Giancarlo	Italy 	204	192	193	201	191	243	1224	0	1224	204.00
15	Franco Ricardo	Catalania 	214	200	224	202	200	178	1218	0	1218	203.00
16	Broinger Christian	Austria 	176	181	193	182	235	242	1209	0	1209	201.50
17	Bjerregaard Henning	Denmark 	225	174	224	191	210	182	1206	0	1206	201.00
18	Molder Rein	Estonia 	198	186	168	268	170	212	1202	0	1202	200.33
19	Mannino Gaetano	Italy 	218	179	201	226	192	181	1197	0	1197	199.50
20	Thomaes Thierry	Belgium 	211	234	164	178	215	180	1182	0	1182	197.00
21	Coppex Regis	Switzerland 	172	203	222	192	207	180	1176	0	1176	196.00
22	Koerber Christian	Austria 	127	169	179	258	221	215	1169	0	1169	194.83
23	Ben Yaakov Bezalel	Israel 	206	186	200	187	177	212	1168	0	1168	194.67
24	Badet Philippe	Belgium 	178	194	190	171	223	211	1167	0	1167	194.50



## Esbc 2011 - Haifa Israel      Men




















### Group A      Singles

Place	LastName	Country	G1	G2	G3	G4	G5	G6	Tot	Hnd	T+Hnd	Avg
25	Ozeri Shlomo	Israel 	169	187	225	185	188	203	1157	0	1157	192.83
26	Lavi Herzel	Israel 	205	175	179	181	225	192	1157	0	1157	192.83
27	Peretz Yosi	Israel 	167	201	173	205	199	211	1156	0	1156	192.67
28	Rahir Jean-Luc	Belgium 	167	232	212	179	204	161	1155	0	1155	192.50
29	De Nolf Dominique	Belgium 	209	178	184	185	208	190	1154	0	1154	192.33
30	Hytönen Antero	Finland 	179	187	204	190	172	221	1153	0	1153	192.17
31	Rapoport David Uziel	Israel 	176	171	208	199	208	190	1152	0	1152	192.00
32	Roca Martinez Jorge	Belgium 	190	215	197	201	188	161	1152	0	1152	192.00
33	Cardinaux Pierre-Alain	Switzerland 	171	210	204	163	184	213	1145	0	1145	190.83
34	Mihailescu Florian	Romania 	183	172	191	220	169	209	1144	0	1144	190.67
35	Metz Alfred	Germany 	201	238	173	164	185	176	1137	0	1137	189.50
36	Gorewitz Avi	Israel 	189	203	213	170	171	191	1137	0	1137	189.50
37	Fuchs Gerald	Austria 	151	180	191	193	193	225	1133	0	1133	188.83
38	Benvenuti Gabriele	Italy 	220	205	200	157	183	168	1133	0	1133	188.83
39	Pfister Yves	Switzerland 	107	163	190	202	241	229	1132	0	1132	188.67
40	Hen Yosef	Israel 	202	172	165	176	192	223	1130	0	1130	188.33
41	Jean Claude Bonsigne	France 	169	187	169	174	216	210	1125	0	1125	187.50
42	Girardin Patrice	Switzerland 	174	225	167	166	193	193	1118	0	1118	186.33
43	Kazes Eliezer	Israel 	142	193	188	189	216	186	1114	0	1114	185.67
44	Sulp Udo	Estonia 	204	181	181	172	158	216	1112	0	1112	185.33
45	Tergowitsch Otto	Austria 	170	203	181	183	186	183	1106	0	1106	184.33
46	Rotem Barak	Israel 	161	192	204	189	168	188	1102	0	1102	183.67
47	Elisha Andre	Israel 	175	168	194	190	179	190	1096	0	1096	182.67
48	Spiegelhauer Kim	Denmark 	159	189	192	194	206	154	1094	0	1094	182.33



## Esbc 2011 - Haifa Israel      Men



### Group A      Singles

Place	LastName	Country		G1	G2	G3	G4	G5	G6	Tot	Hnd	T+Hnd	Avg
49	Sitbon Efi	Israel		178	151	194	150	212	192	1077	0	1077	179.50
50	Sham Tony	South Afric		215	191	197	155	136	172	1066	0	1066	177.67
51	Linden Robert	Belgium		158	192	182	159	171	198	1060	0	1060	176.67
52	Cesnik Stojan	The Netherl		173	186	115	181	199	204	1058	0	1058	176.33
53	Perez Isagani	Switzerland		195	195	160	148	178	174	1050	0	1050	175.00
54	Reiff Günter	Austria		199	130	170	171	213	166	1049	0	1049	174.83
55	Rulz Manfred	Austria		165	190	158	190	176	163	1042	0	1042	173.67
56	Schuh Josef	Austria		184	184	154	189	192	136	1039	0	1039	173.17
57	Timofej Muravjov	Lithuania		174	175	170	169	136	214	1038	0	1038	173.00
58	Tytgat François	Belgium		126	146	191	171	222	180	1036	0	1036	172.67
59	Schmidt Michael	Germany		153	162	169	161	175	209	1029	0	1029	171.50
60	Ineichen Rinaldo	Switzerland		176	171	161	157	192	171	1028	0	1028	171.33
61	Abu Rukon Said	Israel		182	152	164	179	151	190	1018	0	1018	169.67
62	Landi Luigi	Italy		187	155	189	209	149	128	1017	0	1017	169.50
63	Levi Moty	Israel		28	175	235	194	226	158	1016	0	1016	169.33
64	Behrend Frank	Germany		153	190	152	156	180	183	1014	0	1014	169.00
65	Vaiciunas Valentas	Lithuania		160	184	140	120	171	235	1010	0	1010	168.33
66	Dirkstys Stasys	Lithuania		159	180	145	141	180	179	984	0	984	164.00
67	Kutsky Ehoud	Israel		134	181	155	176	152	179	977	0	977	162.83
68	Sharony Meir	Israel		183	179	139	112	176	168	957	0	957	159.50
69	Greenwood Naftali	Israel		103	135	126	183	179	226	952	0	952	158.67
70	Jagnieskus Algimantas	Lithuania		156	127	161	191	152	164	951	0	951	158.50
71	Viljava Risto	Finland		182	158	170	158	162	120	950	0	950	158.33
72	Holman Anton	Israel		178	172	124	159	149	167	949	0	949	158.17



## Esbc 2011 - Haifa Israel      **Men**

### Group A      Singles

Place	LastName	Country	G1	G2	G3	G4	G5	G6	Tot	Hnd	T+Hnd	Avg
<b>73</b>	Ioancea Ion	Romania 	168	144	168	148	154	158	940	0	940	156.67
<b>74</b>	Symonds Malcolm	England 	151	137	169	145	144	175	921	0	921	153.50



## Esbc 2011 - Haifa Israel      Men

### Group B      Singles

Place	LastName	Country	G1	G2	G3	G4	G5	G6	Tot	Hnd	T+Hnd	Avg
1	Masetti Loris	Italy	219	279	234	202	232	207	1373	0	1373	228.83
2	Tener Israel	Israel	212	246	197	202	234	236	1327	0	1327	221.17
3	Isakow Mikko	Finland	225	244	195	203	213	209	1289	0	1289	214.83
4	Heden Bo	Sweden	232	213	213	201	204	202	1265	0	1265	210.83
5	Diekhoff Jachen	Germany	205	205	247	219	202	165	1243	0	1243	207.17
6	Galletti Giovanni	Italy	185	194	166	201	299	196	1241	0	1241	206.83
7	Lang Hubert	Austria	194	191	236	227	193	197	1238	0	1238	206.33
8	Segev Nathan	Israel	225	204	194	212	202	194	1231	0	1231	205.17
9	Ben-Noon David	Israel	221	218	162	145	211	257	1214	0	1214	202.33
10	Provenzi Santo	Italy	183	177	226	191	226	202	1205	0	1205	200.83
11	Schollen Gunther	Belgium	179	216	204	189	200	215	1203	0	1203	200.50
12	Lindberg Leif	Finland	193	191	198	190	229	198	1199	0	1199	199.83
13	Puca Massimo	Italy	168	214	203	195	222	191	1193	0	1193	198.83
14	Kadensky Wolfgang	Austria	179	190	197	224	212	190	1192	0	1192	198.67
15	Bogin Shimon	Israel	207	188	180	194	242	175	1186	0	1186	197.67
16	Lantta Matti	Finland	189	200	188	193	182	233	1185	0	1185	197.50
17	Yishai Shimon	Israel	205	194	167	185	210	220	1181	0	1181	196.83
18	Yves Orhand	France	212	192	191	200	195	187	1177	0	1177	196.17
19	Vanzella Franco	Italy	201	223	212	188	163	190	1177	0	1177	196.17
20	Hummelink Arno	The Netherl	225	254	189	192	172	128	1160	0	1160	193.33
21	Koole Arie	The Netherl	183	212	196	171	165	228	1155	0	1155	192.50
22	Friis Karl-Olaf	Denmark	163	181	169	235	193	214	1155	0	1155	192.50
23	Cohen Meir	Israel	204	192	172	167	212	194	1141	0	1141	190.17
24	Gabriëls Johan	Belgium	179	205	203	191	189	169	1136	0	1136	189.33



## Esbc 2011 - Haifa Israel      Men

### Group B      Singles

Place	LastName	Country	G1	G2	G3	G4	G5	G6	Tot	Hnd	T+Hnd	Avg
25	Klinghoffer Zeev	Israel 	169	169	191	200	203	202	1134	0	1134	189.00
26	Nachzac Israel	Israel 	181	217	175	190	157	202	1122	0	1122	187.00
27	Connors Les	South Afric 	183	171	236	190	191	151	1122	0	1122	187.00
28	Schmidt Rainer	Germany 	210	180	177	168	193	193	1121	0	1121	186.83
29	Di Vincenzo Venanzio	Italy 	155	178	183	190	208	203	1117	0	1117	186.17
30	Nurmi Kari	Finland 	176	189	204	188	167	192	1116	0	1116	186.00
31	Levy Izhak (P.T.)	Israel 	187	156	204	210	192	165	1114	0	1114	185.67
32	Ben Yaacov Yaacov	Israel 	146	214	172	198	203	175	1108	0	1108	184.67
33	Levy Izhak	Israel 	194	172	202	168	198	173	1107	0	1107	184.50
34	Michel Mager	France 	191	161	176	185	231	163	1107	0	1107	184.50
35	Keller Børge	Denmark 	178	191	181	192	184	180	1106	0	1106	184.33
36	Zadok Menahem	Israel 	213	190	167	161	204	171	1106	0	1106	184.33
37	Pierre Vincent	France 	177	178	180	169	190	208	1102	0	1102	183.67
38	Gabriel Benichou	France 	179	209	179	199	156	176	1098	0	1098	183.00
39	Philippe Robert	France 	165	201	200	170	186	175	1097	0	1097	182.83
40	Morabito Francesco	Italy 	148	170	156	170	230	223	1097	0	1097	182.83
41	Makholm Leif	Denmark 	169	206	220	156	160	185	1096	0	1096	182.67
42	Fisher Arie	Israel 	224	179	210	176	171	133	1093	0	1093	182.17
43	Larsen Rudi	Denmark 	167	145	209	207	192	172	1092	0	1092	182.00
44	Cassel Max	South Afric 	180	199	167	168	194	180	1088	0	1088	181.33
45	Dvir Shimon	Israel 	186	180	189	177	204	146	1082	0	1082	180.33
46	Varon Haim	Israel 	165	175	206	162	174	200	1082	0	1082	180.33
47	Hurst Roger	England 	163	194	165	204	190	162	1078	0	1078	179.67
48	Telefus Karol	Israel 	150	151	234	204	158	181	1078	0	1078	179.67



## Esbc 2011 - Haifa Israel      Men

### Group B      Singles

Place	LastName	Country		G1	G2	G3	G4	G5	G6	Tot	Hnd	T+Hnd	Avg
49	Rødgaard Ejvind Brinch	Denmark		174	143	212	158	190	201	1078	0	1078	179.67
50	Ecoffey Philippe	Switzerland		183	193	156	172	204	169	1077	0	1077	179.50
51	Varon Mike	Israel		168	146	171	185	194	212	1076	0	1076	179.33
52	Van Raalte Elkan	Israel		192	171	143	183	193	193	1075	0	1075	179.17
53	Wondratsch, Dr. Wolfga	Austria		184	210	190	175	171	143	1073	0	1073	178.83
54	Strougo David	Israel		200	160	193	154	195	168	1070	0	1070	178.33
55	Bachar Natan	Israel		191	141	175	157	212	191	1067	0	1067	177.83
56	Klostermann Helmut	Austria		145	172	191	147	175	234	1064	0	1064	177.33
57	Schiepers Jean-Marie	Belgium		165	197	180	165	179	177	1063	0	1063	177.17
58	Cohen Yoram	Israel		156	193	170	178	173	191	1061	0	1061	176.83
59	Hayoun Jacob	Israel		182	143	125	210	193	201	1054	0	1054	175.67
60	Menashe Kfir	Israel		218	177	183	183	105	188	1054	0	1054	175.67
61	Montfort Lluís	Catalania		188	137	144	179	216	189	1053	0	1053	175.50
62	Ziv Abraham	Israel		202	145	213	200	162	129	1051	0	1051	175.17
63	Hagai Yossi	Israel		180	190	157	175	170	178	1050	0	1050	175.00
64	Magen Yeshaiou	Israel		189	210	165	191	152	142	1049	0	1049	174.83
65	Eriksen Steen	Denmark		127	160	183	222	164	188	1044	0	1044	174.00
66	Northwood Keith	England		173	145	154	177	223	171	1043	0	1043	173.83
67	Christensen Hans Sejer	Denmark		148	186	181	203	177	147	1042	0	1042	173.67
68	Aidinger Yosef	Israel		156	164	149	150	182	240	1041	0	1041	173.50
69	Cohen Shlomo	Israel		158	157	150	212	179	183	1039	0	1039	173.17
70	Gabizon Eliyahu	Israel		163	170	179	169	193	163	1037	0	1037	172.83
71	Andersson Bert	Sweden		160	162	164	177	201	173	1037	0	1037	172.83
72	Alcasid Laurelio	Israel		144	204	186	133	187	174	1028	0	1028	171.33



## Esbc 2011 - Haifa Israel      Men









### Group B      Singles

Place	LastName	Country	G1	G2	G3	G4	G5	G6	Tot	Hnd	T+Hnd	Avg
73	Hopmans Theodorus	The Netherl 	161	151	190	169	219	135	1025	0	1025	170.83
74	Danielsen Mogens	Denmark 	176	177	184	145	166	174	1022	0	1022	170.33
75	Ben-Omri Sami	Israel 	169	169	185	166	167	159	1015	0	1015	169.17
76	Shalom Tenenboim	Israel 	128	195	172	182	168	166	1011	0	1011	168.50
77	Avnon Zeev	Israel 	202	165	145	165	139	190	1006	0	1006	167.67
78	Vrede, van de Hans	The Netherl 	195	159	144	147	189	163	997	0	997	166.17
79	Bar Chen Eric	Israel 	174	179	176	188	150	130	997	0	997	166.17
80	Schaap Jim	The Netherl 	147	166	123	190	168	200	994	0	994	165.67
81	Raz Yaccov	Israel 	156	147	175	158	176	179	991	0	991	165.17
82	Lagrou Frederik	Belgium 	160	158	181	161	198	133	991	0	991	165.17
83	Karel Duda	Czech Rep 	187	174	175	168	116	171	991	0	991	165.17
84	Russo Ernesto	Italy 	156	173	178	147	181	154	989	0	989	164.83
85	Roash Aharon	Israel 	185	168	189	169	140	134	985	0	985	164.17
86	Parling Hans Jørgen	Denmark 	189	169	141	169	170	137	975	0	975	162.50
87	Viitanen Harri	Finland 	231	167	138	147	140	149	972	0	972	162.00
88	Tal Shaul	Israel 	131	161	180	176	176	145	969	0	969	161.50
89	Wiater, Mag. Gottfried	Austria 	158	157	161	203	133	147	959	0	959	159.83
90	Jaromir Vetrovsky	Czech Rep 	171	165	136	168	170	146	956	0	956	159.33
91	Flåten Håvar	Norway 	161	124	155	197	175	142	954	0	954	159.00
92	Gutman Dov	Israel 	158	152	168	176	160	128	942	0	942	157.00
93	Jean Claude Pajeau	France 	190	171	150	170	127	127	935	0	935	155.83
94	Foreman Ray	England 	156	184	165	125	136	166	932	0	932	155.33
95	Jansen Leonardo	The Netherl 	159	162	140	166	148	157	932	0	932	155.33
96	Kalo Amnon	Israel 	213	206	257	255	0	0	931	0	931	232.75





## Esbc 2011 - Haifa Israel Men Group B Singles

Place	LastName	Country	G1	G2	G3	G4	G5	G6	Tot	Hnd	T+Hnd	Avg
<b>97</b>	Vladimir Pitas	Czech Rep 	137	149	198	141	157	147	929	0	929	154.83
<b>98</b>	Brodersen Bent	Denmark 	173	140	117	167	138	188	923	0	923	153.83
<b>99</b>	Miloslav Šolc	Czech Rep 	177	157	146	119	158	162	919	0	919	153.17
<b>100</b>	Foreman Barry	Israel 	166	156	161	138	157	125	903	0	903	150.50
<b>101</b>	Jaroslav Pleticha	Czech Rep 	167	140	114	153	155	166	895	0	895	149.17
<b>102</b>	Frederiksen Jørgen And	Denmark 	151	148	164	147	119	139	868	0	868	144.67
<b>103</b>	Igor Lanik	Czech Rep 	114	127	147	148	151	163	850	0	850	141.67
<b>104</b>	Tholstrup Flemming	Denmark 	135	151	129	113	147	150	825	0	825	137.50



## Esbc 2011 - Haifa Israel      Men

### Group C      Singles

Place	LastName	Country	G1	G2	G3	G4	G5	G6	Tot	Hnd	T+Hnd	Avg	
1	Pertegato Gastone	Italy		211	216	225	201	203	245	1301	0	1301	216.83
2	Pennanen Markku	Finland		222	192	255	191	208	192	1260	6	1266	211.00
3	Bellomonte Rosario	Italy		191	187	226	191	181	236	1212	48	1260	210.00
4	Hansen Roar	Norway		224	223	179	180	192	222	1220	36	1256	209.33
5	Mellin Juhani	Finland		234	209	193	172	204	222	1234	18	1252	208.67
6	Johansson Ture	Sweden		218	203	223	199	193	191	1227	12	1239	206.50
7	Hallback Nils-G	Sweden		176	213	215	215	215	197	1231	0	1231	205.17
8	Wrathall Gerry	England		181	235	203	173	184	181	1157	60	1217	202.83
9	Mulcahy Michael	Ireland		166	238	175	191	210	167	1147	60	1207	201.17
10	Mayr Walter	Austria		237	194	213	168	197	169	1178	0	1178	196.33
11	Kuronen Viljo	Finland		176	196	196	162	183	168	1081	96	1177	196.17
12	Thomsen Christian	Denmark		171	149	256	153	160	184	1073	102	1175	195.83
13	Sandal Arvid	Norway		166	213	183	169	205	206	1142	24	1166	194.33
14	Klokkedal Lars	Denmark		187	166	153	211	197	224	1138	24	1162	193.67
15	Tel Freddie	The Netherl		191	180	194	204	175	176	1120	36	1156	192.67
16	Gaiser Kalle	Germany		173	176	229	187	203	173	1141	12	1153	192.17
17	Ylimäki Mauno	Finland		148	157	194	165	210	201	1075	72	1147	191.17
18	Engels Arlene	Belgium		221	190	166	166	187	167	1097	42	1139	189.83
19	Howes Keith	England		145	148	155	192	202	219	1061	72	1133	188.83
20	Steelandt Daniel	Belgium		178	224	179	136	163	159	1039	84	1123	187.17
21	Peled Yosef	Israel		181	158	204	203	171	172	1089	24	1113	185.50
22	Dyrnes Magnar	Norway		179	174	164	157	205	232	1111	0	1111	185.17
23	Pedersen Arild	Norway		189	163	201	168	173	211	1105	6	1111	185.17
24	Bjørtomt Ola	Norway		201	167	175	173	213	158	1087	24	1111	185.17



## Esbc 2011 - Haifa Israel      Men

### Group C      Singles

Place	LastName	Country		G1	G2	G3	G4	G5	G6	Tot	Hnd	T+Hnd	Avg
25	Olesen Søren Eigil	Denmark		175	157	216	145	184	201	1078	30	1108	184.67
26	Ben Meir Haim	Israel		191	149	147	177	189	156	1009	78	1087	181.17
27	Bassman Refael	Israel		160	182	167	204	159	184	1056	30	1086	181.00
28	Ahlfors Ralf	Finland		160	204	197	139	182	198	1080	6	1086	181.00
29	Eriksson Jerry	Sweden		200	215	166	188	160	157	1086	0	1086	181.00
30	Thiran Benoit	Belgium		185	182	133	153	202	201	1056	24	1080	180.00
31	Svanstrom Bengt	Sweden		159	159	151	179	217	190	1055	24	1079	179.83
32	Hoppula Juhani	Finland		172	175	178	213	166	173	1077	0	1077	179.50
33	Sardal Claude	Israel		190	172	164	214	135	178	1053	18	1071	178.50
34	Sarel Israel	Israel		175	188	173	157	178	152	1023	48	1071	178.50
35	Sahaf Raffael	Israel		179	150	180	190	191	157	1047	12	1059	176.50
36	Jean Claude Danvin	France		149	215	180	124	197	173	1038	18	1056	176.00
37	Økland Harald	Norway		170	217	165	136	166	160	1014	36	1050	175.00
38	Pierre Simon	France		175	153	135	156	150	171	940	108	1048	174.67
39	Sørensen Ole Mollerup	Denmark		118	147	173	196	198	202	1034	12	1046	174.33
40	Jenssen Terje	Norway		196	167	127	178	191	173	1032	12	1044	174.00
41	Van de Gejuchte Julien	Belgium		180	184	195	155	153	140	1007	36	1043	173.83
42	Antimirescu Cornel	Romania		148	185	182	176	159	192	1042	0	1042	173.67
43	Ranto Erkki	Finland		160	135	178	175	177	143	968	66	1034	172.33
44	Lindqvist Göran	Finland		204	147	138	169	168	200	1026	6	1032	172.00
45	Fagerholm Carl-Gustav	Finland		144	178	162	170	166	187	1007	18	1025	170.83
46	Löfgren Ove	Finland		193	134	177	168	172	160	1004	6	1010	168.33
47	Kolltveit Kjell Ingolf	Norway		119	143	165	172	202	145	946	60	1006	167.67
48	Tanasescu Stefan	Romania		157	158	151	146	173	194	979	18	997	166.17



## Esbc 2011 - Haifa Israel      Men











### Group C      Singles

Place	LastName	Country		G1	G2	G3	G4	G5	G6	Tot	Hnd	T+Hnd	Avg
<b>49</b>	Lazarovitch Herman	Israel		136	159	137	192	159	154	937	60	997	166.17
<b>50</b>	Rosenfeid Abe	Israel		173	160	163	147	165	127	935	60	995	165.83
<b>51</b>	Gabay Jacques	Israel		105	166	191	180	155	188	985	0	985	164.17
<b>52</b>	Waals Wilhelmus	The Netherl		145	138	178	191	164	150	966	0	966	161.00
<b>53</b>	Engblom Ronald	Finland		168	157	164	159	164	151	963	0	963	160.50
<b>54</b>	Horst, van der Peter	The Netherl		149	190	162	168	151	129	949	12	961	160.17
<b>55</b>	Rønne Kjell Erik	Norway		154	129	140	178	159	153	913	42	955	159.17
<b>56</b>	Evyoni Yohanan	Israel		197	158	129	155	136	146	921	18	939	156.50
<b>57</b>	Gablek Josef	Austria		162	164	157	161	124	135	903	18	921	153.50
<b>58</b>	Huotari Pentti	Finland		144	162	145	137	139	145	872	48	920	153.33
<b>59</b>	Hintikainen Kalevi	Finland		112	157	111	146	180	163	869	48	917	152.83
<b>60</b>	Garfinkel Alex	Israel		128	110	141	138	129	142	788	126	914	152.33
<b>61</b>	Larsen Svend Erik	Denmark		158	136	157	140	159	129	879	30	909	151.50
<b>62</b>	Bernard Mora	France		148	139	143	114	122	114	780	96	876	146.00
<b>63</b>	Anderson Roar	Norway		85	162	134	152	162	156	851	24	875	145.83
<b>64</b>	Kellner Kurt	Austria		110	113	126	148	167	115	779	66	845	140.83
<b>65</b>	Bosmans Jacobus	The Netherl		102	162	120	135	150	139	808	36	844	140.67
<b>66</b>	Maul Erland	Denmark		169	103	112	130	145	124	783	6	789	131.50
<b>67</b>	Tadeusz Wilk	Czech Rep		153	110	138	110	134	117	762	0	762	127.00



## Esbc 2011 - Haifa Israel      **Men**











### Group A      Doubles

Place	LastName	Country	G1	G2	G3	G4	G5	G6	Tot	Bon	Tot
<b>1</b>	Hesselberg Mayer Fredri	Nor	148	254	174	171	168	165	1080	0	1080
	Aarre John		221	243	205	227	300	201	1397	0	1397
			<b>369</b>	<b>497</b>	<b>379</b>	<b>398</b>	<b>468</b>	<b>366</b>	<b>2477</b>	<b>0</b>	<b>2477</b>
<b>2</b>	Zambon Franco	Ita	257	242	173	169	171	201	1213	0	1213
	Querin Giancarlo		190	177	155	223	209	202	1156	0	1156
			<b>447</b>	<b>419</b>	<b>328</b>	<b>392</b>	<b>380</b>	<b>403</b>	<b>2369</b>	<b>0</b>	<b>2369</b>
<b>3</b>	Volpert Yosef	Isr	165	226	177	216	202	149	1135	0	1135
	Elisha Andre		211	171	202	210	213	206	1213	0	1213
			<b>376</b>	<b>397</b>	<b>379</b>	<b>426</b>	<b>415</b>	<b>355</b>	<b>2348</b>	<b>0</b>	<b>2348</b>
<b>4</b>	Perez Isagani	Swi	137	189	193	220	191	198	1128	0	1128
	Ineichen Rinaldo		151	225	222	222	156	237	1213	0	1213
			<b>288</b>	<b>414</b>	<b>415</b>	<b>442</b>	<b>347</b>	<b>435</b>	<b>2341</b>	<b>0</b>	<b>2341</b>
<b>5</b>	Ozeri Shlomo	Isr	188	190	201	201	227	206	1213	0	1213
	Lavi Herzel		183	246	142	174	192	183	1120	0	1120
			<b>371</b>	<b>436</b>	<b>343</b>	<b>375</b>	<b>419</b>	<b>389</b>	<b>2333</b>	<b>0</b>	<b>2333</b>
<b>6</b>	Yvan Augustin	Fra	186	192	228	243	246	188	1283	0	1283
	Gabriel Benichou		184	138	197	209	162	155	1045	0	1045
			<b>370</b>	<b>330</b>	<b>425</b>	<b>452</b>	<b>408</b>	<b>343</b>	<b>2328</b>	<b>0</b>	<b>2328</b>
<b>7</b>	Lindberg Leif	Fin	201	203	161	234	210	192	1201	0	1201
	Julin Jukka		131	216	164	167	183	245	1106	0	1106
			<b>332</b>	<b>419</b>	<b>325</b>	<b>401</b>	<b>393</b>	<b>437</b>	<b>2307</b>	<b>0</b>	<b>2307</b>
<b>8</b>	Lang Hubert	Aus	220	224	187	159	246	152	1188	0	1188
	Fuchs Gerald		171	197	170	182	170	206	1096	0	1096
			<b>391</b>	<b>421</b>	<b>357</b>	<b>341</b>	<b>416</b>	<b>358</b>	<b>2284</b>	<b>0</b>	<b>2284</b>
<b>9</b>	Schaap Jim	Ndl	199	186	177	231	248	220	1261	0	1261
	Hoogstraten, van Christi		161	150	189	176	183	160	1019	0	1019
			<b>360</b>	<b>336</b>	<b>366</b>	<b>407</b>	<b>431</b>	<b>380</b>	<b>2280</b>	<b>0</b>	<b>2280</b>
<b>10</b>	Rotem Barak	Isr	186	194	188	191	179	225	1163	0	1163
	Gorewitz Avi		184	208	170	181	149	213	1105	0	1105
			<b>370</b>	<b>402</b>	<b>358</b>	<b>372</b>	<b>328</b>	<b>438</b>	<b>2268</b>	<b>0</b>	<b>2268</b>



## Esbc 2011 - Haifa Israel      **Men**











### Group A      Doubles

Place	LastName	Country	G1	G2	G3	G4	G5	G6	Tot	Bon	Tot
<b>11</b>	Thomaes Thierry	Bel	186	189	185	213	199	165	1137	0	1137
	Rahir Jean-Luc		212	236	171	192	141	148	1100	0	1100
			<b>398</b>	<b>425</b>	<b>356</b>	<b>405</b>	<b>340</b>	<b>313</b>	<b>2237</b>	<b>0</b>	<b>2237</b>
<b>12</b>	Sulp Udo	Est	202	148	236	202	246	192	1226	0	1226
	Molder Rein		144	165	172	164	207	154	1006	0	1006
			<b>346</b>	<b>313</b>	<b>408</b>	<b>366</b>	<b>453</b>	<b>346</b>	<b>2232</b>	<b>0</b>	<b>2232</b>
<b>13</b>	Salim Eagal	Isr	208	232	158	146	169	185	1098	0	1098
	Mahamid Abed Ellatif		201	182	177	189	192	191	1132	0	1132
			<b>409</b>	<b>414</b>	<b>335</b>	<b>335</b>	<b>361</b>	<b>376</b>	<b>2230</b>	<b>0</b>	<b>2230</b>
<b>14</b>	Roca Martinez Jorge	Bel	157	148	203	180	163	212	1063	0	1063
	De Nolf Dominique		155	238	214	169	199	189	1164	0	1164
			<b>312</b>	<b>386</b>	<b>417</b>	<b>349</b>	<b>362</b>	<b>401</b>	<b>2227</b>	<b>0</b>	<b>2227</b>
<b>15</b>	Sitbon Efi	Isr	197	186	244	195	211	131	1164	0	1164
	Ben Yaakov Bezalel		175	215	167	132	170	192	1051	0	1051
			<b>372</b>	<b>401</b>	<b>411</b>	<b>327</b>	<b>381</b>	<b>323</b>	<b>2215</b>	<b>0</b>	<b>2215</b>
<b>16</b>	Tergowitsch Otto	Aus	185	176	134	171	214	216	1096	0	1096
	Rulz Manfred		220	215	170	172	152	188	1117	0	1117
			<b>405</b>	<b>391</b>	<b>304</b>	<b>343</b>	<b>366</b>	<b>404</b>	<b>2213</b>	<b>0</b>	<b>2213</b>
<b>17</b>	Levi Moty	Isr	222	172	188	167	199	178	1126	0	1126
	Cohen Meir		193	136	137	154	258	193	1071	0	1071
			<b>415</b>	<b>308</b>	<b>325</b>	<b>321</b>	<b>457</b>	<b>371</b>	<b>2197</b>	<b>0</b>	<b>2197</b>
<b>18</b>	Montfort Lluís	Cat	173	248	191	158	159	178	1107	0	1107
	Franco Ricardo		182	167	202	174	185	178	1088	0	1088
			<b>355</b>	<b>415</b>	<b>393</b>	<b>332</b>	<b>344</b>	<b>356</b>	<b>2195</b>	<b>0</b>	<b>2195</b>
<b>19</b>	Lantta Matti	Fin	256	139	211	153	169	185	1113	0	1113
	Koponen Risto		168	184	199	141	191	195	1078	0	1078
			<b>424</b>	<b>323</b>	<b>410</b>	<b>294</b>	<b>360</b>	<b>380</b>	<b>2191</b>	<b>0</b>	<b>2191</b>
<b>20</b>	Puurunen Markku	Fin	223	149	193	158	188	165	1076	0	1076
	Kettunen Jorma		155	153	200	224	158	214	1104	0	1104
			<b>378</b>	<b>302</b>	<b>393</b>	<b>382</b>	<b>346</b>	<b>379</b>	<b>2180</b>	<b>0</b>	<b>2180</b>







## Esbc 2011 - Haifa Israel      **Men**

### Group A      Doubles

Place	LastName	Country	G1	G2	G3	G4	G5	G6	Tot	Bon	Tot
<b>21</b>	Girardin Patrice	Swi	220	163	135	169	176	230	1093	0	1093
	Coppex Regis		166	192	202	185	157	183	1085	0	1085
			<b>386</b>	<b>355</b>	<b>337</b>	<b>354</b>	<b>333</b>	<b>413</b>	<b>2178</b>	<b>0</b>	<b>2178</b>
<b>22</b>	Broinger Christian	Aus	195	169	183	173	174	206	1100	0	1100
	Koerber Christian		179	206	183	145	167	194	1074	0	1074
			<b>374</b>	<b>375</b>	<b>366</b>	<b>318</b>	<b>341</b>	<b>400</b>	<b>2174</b>	<b>0</b>	<b>2174</b>
<b>23</b>	Keller Børge	Den	151	167	135	227	172	156	1008	0	1008
	Bjerregaard Henning		212	182	172	181	202	213	1162	0	1162
			<b>363</b>	<b>349</b>	<b>307</b>	<b>408</b>	<b>374</b>	<b>369</b>	<b>2170</b>	<b>0</b>	<b>2170</b>
<b>24</b>	Metz Alfred	Ger	139	181	184	193	204	213	1114	0	1114
	Behrend Frank		187	203	136	177	211	142	1056	0	1056
			<b>326</b>	<b>384</b>	<b>320</b>	<b>370</b>	<b>415</b>	<b>355</b>	<b>2170</b>	<b>0</b>	<b>2170</b>
<b>25</b>	Pfister Yves	Int	129	151	186	171	211	207	1055	0	1055
	Mulcahy Michael		190	186	178	148	177	165	1044	60	1104
			<b>319</b>	<b>337</b>	<b>364</b>	<b>319</b>	<b>388</b>	<b>372</b>	<b>2099</b>	<b>60</b>	<b>2159</b>
<b>26</b>	Schmidt Rainer	Ger	206	196	183	180	150	202	1117	0	1117
	Schmidt Michael		175	161	171	185	176	167	1035	0	1035
			<b>381</b>	<b>357</b>	<b>354</b>	<b>365</b>	<b>326</b>	<b>369</b>	<b>2152</b>	<b>0</b>	<b>2152</b>
<b>27</b>	Tytgat François	Bel	176	183	183	183	187	187	1099	0	1099
	Badet Philippe		128	167	192	178	160	219	1044	0	1044
			<b>304</b>	<b>350</b>	<b>375</b>	<b>361</b>	<b>347</b>	<b>406</b>	<b>2143</b>	<b>0</b>	<b>2143</b>
<b>28</b>	Spiegelhauer Kim	Den	177	202	176	238	170	176	1139	0	1139
	Parling Hans Jørgen		107	182	160	171	178	202	1000	0	1000
			<b>284</b>	<b>384</b>	<b>336</b>	<b>409</b>	<b>348</b>	<b>378</b>	<b>2139</b>	<b>0</b>	<b>2139</b>
<b>29</b>	Rapoport David Uziel	Isr	181	167	153	182	164	158	1005	0	1005
	Peretz Yosi		157	143	170	199	227	219	1115	0	1115
			<b>338</b>	<b>310</b>	<b>323</b>	<b>381</b>	<b>391</b>	<b>377</b>	<b>2120</b>	<b>0</b>	<b>2120</b>
<b>30</b>	Klinghoffer Zeev	Isr	173	166	160	178	180	144	1001	0	1001
	Abu Rukon Said		188	184	177	204	179	185	1117	0	1117
			<b>361</b>	<b>350</b>	<b>337</b>	<b>382</b>	<b>359</b>	<b>329</b>	<b>2118</b>	<b>0</b>	<b>2118</b>



## Esbc 2011 - Haifa Israel Men Group A Doubles










Place	LastName	Country	G1	G2	G3	G4	G5	G6	Tot	Bon	Tot
<b>31</b>	Viljava Risto	Fin	187	188	183	169	169	143	1039	0	1039
	Hytönen Antero		180	190	199	175	180	153	1077	0	1077
			367	378	382	344	349	296	<b>2116</b>	<b>0</b>	<b>2116</b>
<b>32</b>	Vaiciunas Valentas	Lit	165	152	152	188	157	164	978	0	978
	Timofej Muravjov		206	192	197	211	163	163	1132	0	1132
			371	344	349	399	320	327	<b>2110</b>	<b>0</b>	<b>2110</b>
<b>33</b>	Galluzzo Giorgio	Ita	144	136	191	208	162	169	1010	0	1010
	Benvenuti Gabriele		221	138	170	208	189	166	1092	0	1092
			365	274	361	416	351	335	<b>2102</b>	<b>0</b>	<b>2102</b>
<b>34</b>	Mihailescu Florian	Rom	186	169	188	196	149	198	1086	0	1086
	Tanasescu Stefan		145	126	152	172	219	167	981	18	999
			331	295	340	368	368	365	<b>2067</b>	<b>18</b>	<b>2085</b>
<b>35</b>	Ecoffey Philippe	Swi	146	157	167	152	170	185	977	0	977
	Cardinaux Pierre-Alain		137	121	166	242	239	167	1072	0	1072
			283	278	333	394	409	352	<b>2049</b>	<b>0</b>	<b>2049</b>
<b>36</b>	Jagnieskus Algimantas	Lit	134	142	142	136	145	194	893	0	893
	Dirkstys Stasys		191	193	182	202	173	203	1144	0	1144
			325	335	324	338	318	397	<b>2037</b>	<b>0</b>	<b>2037</b>
<b>37</b>	Sham Tony	Sua	191	192	121	187	164	166	1021	0	1021
	Cassel Max		136	152	163	156	181	220	1008	0	1008
			327	344	284	343	345	386	<b>2029</b>	<b>0</b>	<b>2029</b>
<b>38</b>	Ioancea Ion	Rom	139	179	189	192	185	159	1043	0	1043
	Antimirescu Cornel		150	186	154	139	140	202	971	0	971
			289	365	343	331	325	361	<b>2014</b>	<b>0</b>	<b>2014</b>
<b>39</b>	Kazes Eliezer	Isr	170	138	143	169	140	149	909	0	909
	Hen Yosef		199	130	192	199	157	201	1078	0	1078
			369	268	335	368	297	350	<b>1987</b>	<b>0</b>	<b>1987</b>
<b>40</b>	Philippe Robert	Fra	145	168	155	159	155	145	927	0	927
	Jean Claude Bonsigne		154	161	150	177	191	213	1046	0	1046
			299	329	305	336	346	358	<b>1973</b>	<b>0</b>	<b>1973</b>





## Esbc 2011 - Haifa Israel      **Men**








### Group A      Doubles

Place	LastName	Country	G1	G2	G3	G4	G5	G6	Tot	Bon	Tot
<b>41</b>	Kutsky Ehoud	Isr	147	143	202	147	159	153	951	0	951
	Holman Anton		170	167	161	142	144	161	945	0	945
			<b>317</b>	<b>310</b>	<b>363</b>	<b>289</b>	<b>303</b>	<b>314</b>	<b>1896</b>	<b>0</b>	<b>1896</b>
<b>42</b>	Wiater, Mag. Gottfried	Aus	151	136	143	121	135	151	837	0	837
	Schuh Josef		206	191	151	172	155	163	1038	0	1038
			<b>357</b>	<b>327</b>	<b>294</b>	<b>293</b>	<b>290</b>	<b>314</b>	<b>1875</b>	<b>0</b>	<b>1875</b>
<b>43</b>	Symonds Malcolm	Eng	145	171	156	116	188	191	967	0	967
	Foreman Ray		165	138	139	171	156	134	903	0	903
			<b>310</b>	<b>309</b>	<b>295</b>	<b>287</b>	<b>344</b>	<b>325</b>	<b>1870</b>	<b>0</b>	<b>1870</b>
<b>44</b>	Sharony Meir	Isr	247	167	158	191	142	167	1072	0	1072
	Ben-Zakay Herzel		0	172	136	146	153	142	749	0	749
			<b>247</b>	<b>339</b>	<b>294</b>	<b>337</b>	<b>295</b>	<b>309</b>	<b>1821</b>	<b>0</b>	<b>1821</b>
<b>45</b>	Garfinkel Alex	Isr	104	111	155	147	118	129	764	126	890
	Greenwood Naftali		137	167	134	161	169	160	928	0	928
			<b>241</b>	<b>278</b>	<b>289</b>	<b>308</b>	<b>287</b>	<b>289</b>	<b>1692</b>	<b>126</b>	<b>1818</b>
<b>46</b>	Økland Harald	Nor	150	168	157	189	189	160	1013	36	1049
	Liberg Thore		0	0	0	0	0	0	0	0	0
			<b>150</b>	<b>168</b>	<b>157</b>	<b>189</b>	<b>189</b>	<b>160</b>	<b>1013</b>	<b>36</b>	<b>1049</b>
<b>47</b>	Cesnik Stojan	Ndl	139	173	172	172	210	149	1015	0	1015
	Bosmans Jacobus		0	0	0	0	0	0	0	0	0
			<b>139</b>	<b>173</b>	<b>172</b>	<b>172</b>	<b>210</b>	<b>149</b>	<b>1015</b>	<b>0</b>	<b>1015</b>
<b>48</b>	Linden Robert	Bel	119	152	181	187	162	185	986	0	986
	Dabee Jean-Louis		0	0	0	0	0	0	0	0	0
			<b>119</b>	<b>152</b>	<b>181</b>	<b>187</b>	<b>162</b>	<b>185</b>	<b>986</b>	<b>0</b>	<b>986</b>
<b>49</b>	Mannino Gaetano	Ita	129	176	185	171	161	144	966	0	966
	Landi Luigi		0	0	0	0	0	0	0	0	0
			<b>129</b>	<b>176</b>	<b>185</b>	<b>171</b>	<b>161</b>	<b>144</b>	<b>966</b>	<b>0</b>	<b>966</b>



## Esbc 2011 - Haifa Israel      **Men**











### Group B      Doubles

Place	LastName	Country	G1	G2	G3	G4	G5	G6	Tot	Bon	Tot
<b>1</b>	Wondratsch, Dr. Wolfga	Aus	198	166	223	149	189	229	1154	0	1154
	Kadensky Wolfgang		188	161	227	171	175	206	1128	0	1128
			<b>386</b>	<b>327</b>	<b>450</b>	<b>320</b>	<b>364</b>	<b>435</b>	<b>2282</b>	<b>0</b>	<b>2282</b>
<b>2</b>	Nurmi Kari	Fin	182	164	192	198	164	244	1144	0	1144
	Engblom Ronald		202	199	147	169	201	215	1133	0	1133
			<b>384</b>	<b>363</b>	<b>339</b>	<b>367</b>	<b>365</b>	<b>459</b>	<b>2277</b>	<b>0</b>	<b>2277</b>
<b>3</b>	Gaiser Kalle	Ger	228	180	183	182	166	164	1103	12	1115
	Diekhoff Jachen		173	198	247	161	168	213	1160	0	1160
			<b>401</b>	<b>378</b>	<b>430</b>	<b>343</b>	<b>334</b>	<b>377</b>	<b>2263</b>	<b>12</b>	<b>2275</b>
<b>4</b>	Viitanen Harri	Fin	179	201	157	180	143	167	1027	0	1027
	Isakow Mikko		178	176	198	192	190	257	1191	0	1191
			<b>357</b>	<b>377</b>	<b>355</b>	<b>372</b>	<b>333</b>	<b>424</b>	<b>2218</b>	<b>0</b>	<b>2218</b>
<b>5</b>	Heden Bo	Swe	189	192	182	221	160	191	1135	0	1135
	Hallback Nils-G		193	174	209	162	158	181	1077	0	1077
			<b>382</b>	<b>366</b>	<b>391</b>	<b>383</b>	<b>318</b>	<b>372</b>	<b>2212</b>	<b>0</b>	<b>2212</b>
<b>6</b>	Makholm Leif	Den	193	213	214	171	181	145	1117	0	1117
	Larsen Rudi		141	167	189	224	173	193	1087	0	1087
			<b>334</b>	<b>380</b>	<b>403</b>	<b>395</b>	<b>354</b>	<b>338</b>	<b>2204</b>	<b>0</b>	<b>2204</b>
<b>7</b>	Masetti Loris	Ita	196	214	199	189	171	185	1154	0	1154
	Galletti Giovanni		159	168	145	169	246	162	1049	0	1049
			<b>355</b>	<b>382</b>	<b>344</b>	<b>358</b>	<b>417</b>	<b>347</b>	<b>2203</b>	<b>0</b>	<b>2203</b>
<b>8</b>	Magen Yeshaiou	Isr	160	181	197	157	205	204	1104	0	1104
	Levy Izhak		171	176	183	180	200	189	1099	0	1099
			<b>331</b>	<b>357</b>	<b>380</b>	<b>337</b>	<b>405</b>	<b>393</b>	<b>2203</b>	<b>0</b>	<b>2203</b>
<b>9</b>	Ben-Noon David	Isr	152	218	194	190	210	189	1153	0	1153
	Ben Yaacov Yaacov		137	136	164	232	208	170	1047	0	1047
			<b>289</b>	<b>354</b>	<b>358</b>	<b>422</b>	<b>418</b>	<b>359</b>	<b>2200</b>	<b>0</b>	<b>2200</b>
<b>10</b>	Dvir Shimon	Isr	172	181	141	204	225	165	1088	0	1088
	Bogin Shimon		173	191	201	181	163	199	1108	0	1108
			<b>345</b>	<b>372</b>	<b>342</b>	<b>385</b>	<b>388</b>	<b>364</b>	<b>2196</b>	<b>0</b>	<b>2196</b>



## Esbc 2011 - Haifa Israel      **Men**

### Group B      Doubles

Place	LastName	Country	G1	G2	G3	G4	G5	G6	Tot	Bon	Tot
<b>11</b>	Svanstrom Bengt	Swe	168	201	179	157	159	190	1054	24	1078
	Andersson Bert		206	184	180	184	159	205	1118	0	1118
			<b>374</b>	<b>385</b>	<b>359</b>	<b>341</b>	<b>318</b>	<b>395</b>	<b>2172</b>	<b>24</b>	<b>2196</b>
<b>12</b>	Levy Izhak (P.T.)	Isr	163	138	168	190	184	209	1052	0	1052
	Fisher Arie		179	180	178	194	197	216	1144	0	1144
			<b>342</b>	<b>318</b>	<b>346</b>	<b>384</b>	<b>381</b>	<b>425</b>	<b>2196</b>	<b>0</b>	<b>2196</b>
<b>13</b>	Waals Wilhelmus	Ndl	145	165	157	163	148	151	929	0	929
	Hummelink Arno		207	212	185	195	256	198	1253	0	1253
			<b>352</b>	<b>377</b>	<b>342</b>	<b>358</b>	<b>404</b>	<b>349</b>	<b>2182</b>	<b>0</b>	<b>2182</b>
<b>14</b>	Thiran Benoit	Bel	174	183	156	187	165	181	1046	24	1070
	Gabriëls Johan		148	202	182	204	162	207	1105	0	1105
			<b>322</b>	<b>385</b>	<b>338</b>	<b>391</b>	<b>327</b>	<b>388</b>	<b>2151</b>	<b>24</b>	<b>2175</b>
<b>15</b>	Tener Israel	Isr	132	193	192	182	167	198	1064	0	1064
	Ben-Omri Sami		191	189	202	188	159	178	1107	0	1107
			<b>323</b>	<b>382</b>	<b>394</b>	<b>370</b>	<b>326</b>	<b>376</b>	<b>2171</b>	<b>0</b>	<b>2171</b>
<b>16</b>	Larsen Svend Erik	Den	166	167	181	137	166	169	986	30	1016
	Friis Karl-Olaf		202	198	177	193	170	213	1153	0	1153
			<b>368</b>	<b>365</b>	<b>358</b>	<b>330</b>	<b>336</b>	<b>382</b>	<b>2139</b>	<b>30</b>	<b>2169</b>
<b>17</b>	Connors Les	Int	131	161	221	157	192	214	1076	0	1076
	Michel Mager		166	142	190	150	181	245	1074	0	1074
			<b>297</b>	<b>303</b>	<b>411</b>	<b>307</b>	<b>373</b>	<b>459</b>	<b>2150</b>	<b>0</b>	<b>2150</b>
<b>18</b>	Schollen Gunther	Bel	168	181	195	205	142	188	1079	0	1079
	Schiepers Jean-Marie		189	129	179	164	202	199	1062	0	1062
			<b>357</b>	<b>310</b>	<b>374</b>	<b>369</b>	<b>344</b>	<b>387</b>	<b>2141</b>	<b>0</b>	<b>2141</b>
<b>19</b>	Russo Ernesto	Ita	188	181	139	182	186	179	1055	0	1055
	Puca Massimo		127	203	156	207	202	189	1084	0	1084
			<b>315</b>	<b>384</b>	<b>295</b>	<b>389</b>	<b>388</b>	<b>368</b>	<b>2139</b>	<b>0</b>	<b>2139</b>
<b>20</b>	Primavera Roberto	Ita	201	122	178	211	243	187	1142	0	1142
	Di Vincenzo Venanzio		160	146	205	147	175	158	991	0	991
			<b>361</b>	<b>268</b>	<b>383</b>	<b>358</b>	<b>418</b>	<b>345</b>	<b>2133</b>	<b>0</b>	<b>2133</b>



## Esbc 2011 - Haifa Israel      **Men**









### Group B      Doubles

Place	LastName	Country	G1	G2	G3	G4	G5	G6	Tot	Bon	Tot
<b>21</b>	Yishai Shimon	Isr	180	204	190	173	181	180	1108	0	1108
	Menashe Kfir		202	127	185	149	180	172	1015	0	1015
			382	331	375	322	361	352	<b>2123</b>	<b>0</b>	<b>2123</b>
<b>22</b>	Yves Orhand	Fra	183	179	211	201	175	181	1130	0	1130
	Pierre Vincent		161	145	161	168	149	190	974	0	974
			344	324	372	369	324	371	<b>2104</b>	<b>0</b>	<b>2104</b>
<b>23</b>	Varon Mike	Isr	196	170	182	193	159	192	1092	0	1092
	Strougo David		147	143	162	184	172	186	994	0	994
			343	313	344	377	331	378	<b>2086</b>	<b>0</b>	<b>2086</b>
<b>24</b>	Miloslav Šolc	Czr	137	232	180	141	138	206	1034	0	1034
	Karel Duda		189	180	170	168	181	161	1049	0	1049
			326	412	350	309	319	367	<b>2083</b>	<b>0</b>	<b>2083</b>
<b>25</b>	Roash Aharon	Isr	192	149	258	202	159	170	1130	0	1130
	Gutman Dov		128	181	131	168	136	203	947	0	947
			320	330	389	370	295	373	<b>2077</b>	<b>0</b>	<b>2077</b>
<b>26</b>	Foreman Barry	Isr	123	194	165	156	203	209	1050	0	1050
	Cohen Shlomo		179	112	212	130	158	234	1025	0	1025
			302	306	377	286	361	443	<b>2075</b>	<b>0</b>	<b>2075</b>
<b>27</b>	Vanzella Franco	Ita	158	173	193	206	143	136	1009	0	1009
	Provenzi Santo		159	190	213	134	185	182	1063	0	1063
			317	363	406	340	328	318	<b>2072</b>	<b>0</b>	<b>2072</b>
<b>28</b>	Koole Arie	Ndl	183	163	151	181	169	173	1020	0	1020
	Horst, van der Peter		156	170	179	174	175	172	1026	12	1038
			339	333	330	355	344	345	<b>2046</b>	<b>12</b>	<b>2058</b>
<b>29</b>	Varon Haim	Isr	171	178	146	163	169	156	983	0	983
	Nachzac Israel		158	210	160	203	208	132	1071	0	1071
			329	388	306	366	377	288	<b>2054</b>	<b>0</b>	<b>2054</b>
<b>30</b>	Segev Nathan	Isr	170	192	183	183	203	159	1090	0	1090
	Kalo Amnon		127	177	160	142	171	171	948	0	948
			297	369	343	325	374	330	<b>2038</b>	<b>0</b>	<b>2038</b>



## Esbc 2011 - Haifa Israel      **Men**











### Group B      Doubles

Place	LastName	Country	G1	G2	G3	G4	G5	G6	Tot	Bon	Tot
<b>31</b>	Raz Yaccov	Isr	164	170	149	175	171	147	976	0	976
	Cohen Yoram		197	176	126	194	182	180	1055	0	1055
			<b>361</b>	<b>346</b>	<b>275</b>	<b>369</b>	<b>353</b>	<b>327</b>	<b>2031</b>	<b>0</b>	<b>2031</b>
<b>32</b>	Northwood Keith	Eng	166	177	151	158	160	152	964	0	964
	Hurst Roger		189	152	171	171	209	171	1063	0	1063
			<b>355</b>	<b>329</b>	<b>322</b>	<b>329</b>	<b>369</b>	<b>323</b>	<b>2027</b>	<b>0</b>	<b>2027</b>
<b>33</b>	Telefus Karol	Isr	145	165	217	192	143	119	981	0	981
	Bachar Natan		179	173	190	165	182	151	1040	0	1040
			<b>324</b>	<b>338</b>	<b>407</b>	<b>357</b>	<b>325</b>	<b>270</b>	<b>2021</b>	<b>0</b>	<b>2021</b>
<b>34</b>	Jaroslav Pleticha	Czr	153	173	184	150	162	174	996	0	996
	Jaromir Vetrovsky		135	169	172	176	188	182	1022	0	1022
			<b>288</b>	<b>342</b>	<b>356</b>	<b>326</b>	<b>350</b>	<b>356</b>	<b>2018</b>	<b>0</b>	<b>2018</b>
<b>35</b>	Tal Shaul	Isr	168	158	192	149	164	151	982	0	982
	Hagai Yossi		163	190	183	160	164	163	1023	0	1023
			<b>331</b>	<b>348</b>	<b>375</b>	<b>309</b>	<b>328</b>	<b>314</b>	<b>2005</b>	<b>0</b>	<b>2005</b>
<b>36</b>	Hayoun Jacob	Isr	166	212	160	164	148	150	1000	0	1000
	Gabizon Eliyahu		159	163	149	169	200	162	1002	0	1002
			<b>325</b>	<b>375</b>	<b>309</b>	<b>333</b>	<b>348</b>	<b>312</b>	<b>2002</b>	<b>0</b>	<b>2002</b>
<b>37</b>	Van Raalte Elkan	Isr	202	203	134	152	161	181	1033	0	1033
	Avnon Zeev		162	170	127	168	156	166	949	0	949
			<b>364</b>	<b>373</b>	<b>261</b>	<b>320</b>	<b>317</b>	<b>347</b>	<b>1982</b>	<b>0</b>	<b>1982</b>
<b>38</b>	Rødgaard Ejvind Brinch	Den	158	190	138	179	157	194	1016	0	1016
	Olesen Søren Eigil		148	165	127	191	158	144	933	30	963
			<b>306</b>	<b>355</b>	<b>265</b>	<b>370</b>	<b>315</b>	<b>338</b>	<b>1949</b>	<b>30</b>	<b>1979</b>
<b>39</b>	Jean Claude Pajeau	Fra	141	201	180	178	166	184	1050	0	1050
	Jean Claude Danvin		155	168	157	147	160	122	909	18	927
			<b>296</b>	<b>369</b>	<b>337</b>	<b>325</b>	<b>326</b>	<b>306</b>	<b>1959</b>	<b>18</b>	<b>1977</b>
<b>40</b>	Steelandt Daniel	Bel	108	190	194	186	152	171	1001	84	1085
	Lagrou Frederik		142	117	143	152	164	166	884	0	884
			<b>250</b>	<b>307</b>	<b>337</b>	<b>338</b>	<b>316</b>	<b>337</b>	<b>1885</b>	<b>84</b>	<b>1969</b>



## Esbc 2011 - Haifa Israel      **Men**



### Group B      Doubles

Place	LastName	Country	G1	G2	G3	G4	G5	G6	Tot	Bon	Tot
<b>41</b>	Ziv Abraham	Isr	168	142	155	164	135	169	933	0	933
	Zadok Menahem		170	180	194	148	191	149	1032	0	1032
			338	322	349	312	326	318	<b>1965</b>	<b>0</b>	<b>1965</b>
<b>42</b>	Bar Chen Eric	Isr	182	150	180	156	170	159	997	0	997
	Aidinger Yosef		130	150	144	149	197	182	952	0	952
			312	300	324	305	367	341	<b>1949</b>	<b>0</b>	<b>1949</b>
<b>43</b>	Vrede, van de Hans	Ndl	144	146	178	143	146	184	941	0	941
	Tel Freddie		171	139	151	156	161	189	967	36	1003
			315	285	329	299	307	373	<b>1908</b>	<b>36</b>	<b>1944</b>
<b>44</b>	Maul Erland	Den	105	138	140	149	155	154	841	6	847
	Christensen Hans Sejer		186	146	163	166	225	209	1095	0	1095
			291	284	303	315	380	363	<b>1936</b>	<b>6</b>	<b>1942</b>
<b>45</b>	Thomsen Christian	Den	158	148	159	155	151	134	905	102	1007
	Brodersen Bent		152	166	159	147	154	135	913	0	913
			310	314	318	302	305	269	<b>1818</b>	<b>102</b>	<b>1920</b>
<b>46</b>	Shalom Tenenboim	Isr	149	153	140	176	167	185	970	0	970
	Alcasid Laurelio		184	146	155	172	121	153	931	0	931
			333	299	295	348	288	338	<b>1901</b>	<b>0</b>	<b>1901</b>
<b>47</b>	Jansen Leonardo	Ndl	120	149	118	124	149	149	809	0	809
	Hopmans Theodorus		169	177	190	190	148	171	1045	0	1045
			289	326	308	314	297	320	<b>1854</b>	<b>0</b>	<b>1854</b>
<b>48</b>	Flåten Håvar	Nor	139	164	162	140	151	179	935	0	935
	Anderson Roar		144	125	167	129	157	160	882	24	906
			283	289	329	269	308	339	<b>1817</b>	<b>24</b>	<b>1841</b>
<b>49</b>	Frederiksen Jørgen And	Den	144	115	140	128	144	171	842	0	842
	Eriksen Steen		130	161	180	209	143	138	961	0	961
			274	276	320	337	287	309	<b>1803</b>	<b>0</b>	<b>1803</b>
<b>50</b>	Tholstrup Flemming	Den	132	139	135	129	158	166	859	0	859
	Danielsen Mogens		170	141	188	124	148	151	922	0	922
			302	280	323	253	306	317	<b>1781</b>	<b>0</b>	<b>1781</b>



## Esbc 2011 - Haifa Israel      **Men**











### Group B      Doubles

Place	LastName	Country	G1	G2	G3	G4	G5	G6	Tot	Bon	Tot
<b>51</b>	Vladimir Pitas	Czr	154	134	148	177	190	204	1007	0	1007
	Tadeusz Wilk		108	117	104	124	131	129	713	0	713
			262	251	252	301	321	333	<b>1720</b>	<b>0</b>	<b>1720</b>
<b>52</b>	Igor Lanik	Aus	144	135	147	118	122	143	809	0	809
	Kellner Kurt		94	124	123	108	126	126	701	66	767
			238	259	270	226	248	269	<b>1510</b>	<b>66</b>	<b>1576</b>



## Esbc 2011 - Haifa Israel Men

### Group C Doubles











Place	LastName	Country	G1	G2	G3	G4	G5	G6	Tot	Bon	Tot
<b>1</b>	Johansson Ture	Swe	198	211	165	190	212	173	1149	12	1161
	Eriksson Jerry		172	179	188	190	224	185	1138	0	1138
			<b>370</b>	<b>390</b>	<b>353</b>	<b>380</b>	<b>436</b>	<b>358</b>	<b>2287</b>	<b>12</b>	<b>2299</b>
<b>2</b>	Sandal Arvid	Nor	180	196	193	165	192	190	1116	24	1140
	Bjørntomt Ola		198	183	146	201	165	182	1075	24	1099
			<b>378</b>	<b>379</b>	<b>339</b>	<b>366</b>	<b>357</b>	<b>372</b>	<b>2191</b>	<b>48</b>	<b>2239</b>
<b>3</b>	Hansen Roar	Nor	186	152	166	168	223	178	1073	36	1109
	Dyrnes Magnar		179	168	220	178	175	190	1110	0	1110
			<b>365</b>	<b>320</b>	<b>386</b>	<b>346</b>	<b>398</b>	<b>368</b>	<b>2183</b>	<b>36</b>	<b>2219</b>
<b>4</b>	Wrathall Gerry	Eng	165	157	174	225	202	143	1066	60	1126
	Howes Keith		154	191	168	165	167	161	1006	72	1078
			<b>319</b>	<b>348</b>	<b>342</b>	<b>390</b>	<b>369</b>	<b>304</b>	<b>2072</b>	<b>132</b>	<b>2204</b>
<b>5</b>	Pertegato Gastone	Ita	178	143	146	196	224	190	1077	0	1077
	Bellomonte Rosario		180	198	195	147	201	156	1077	48	1125
			<b>358</b>	<b>341</b>	<b>341</b>	<b>343</b>	<b>425</b>	<b>346</b>	<b>2154</b>	<b>48</b>	<b>2202</b>
<b>6</b>	Pedersen Arild	Nor	150	168	183	210	181	224	1116	6	1122
	Jenssen Terje		152	158	170	181	201	205	1067	12	1079
			<b>302</b>	<b>326</b>	<b>353</b>	<b>391</b>	<b>382</b>	<b>429</b>	<b>2183</b>	<b>18</b>	<b>2201</b>
<b>7</b>	Sardal Claude	Isr	161	189	180	180	168	193	1071	18	1089
	Peled Yosef		216	159	188	153	191	178	1085	24	1109
			<b>377</b>	<b>348</b>	<b>368</b>	<b>333</b>	<b>359</b>	<b>371</b>	<b>2156</b>	<b>42</b>	<b>2198</b>
<b>8</b>	Löfgren Ove	Fin	146	222	162	156	168	181	1035	6	1041
	Fagerholm Carl-Gustav		185	202	193	183	157	180	1100	18	1118
			<b>331</b>	<b>424</b>	<b>355</b>	<b>339</b>	<b>325</b>	<b>361</b>	<b>2135</b>	<b>24</b>	<b>2159</b>
<b>9</b>	Ranto Erkki	Fin	150	129	151	192	164	174	960	66	1026
	Kuronen Viljo		175	187	182	141	204	148	1037	96	1133
			<b>325</b>	<b>316</b>	<b>333</b>	<b>333</b>	<b>368</b>	<b>322</b>	<b>1997</b>	<b>162</b>	<b>2159</b>
<b>10</b>	Pennanen Markku	Fin	135	146	180	201	171	179	1012	6	1018
	Hoppula Juhani		189	224	189	157	170	205	1134	0	1134
			<b>324</b>	<b>370</b>	<b>369</b>	<b>358</b>	<b>341</b>	<b>384</b>	<b>2146</b>	<b>6</b>	<b>2152</b>





## Esbc 2011 - Haifa Israel      **Men**



### Group C      Doubles

Place	LastName	Country	G1	G2	G3	G4	G5	G6	Tot	Bon	Tot
<b>11</b>	Sarel Israel	Isr	171	176	159	179	193	180	1058	48	1106
	Bassman Refael		153	180	205	136	156	179	1009	30	1039
			<b>324</b>	<b>356</b>	<b>364</b>	<b>315</b>	<b>349</b>	<b>359</b>	<b>2067</b>	<b>78</b>	<b>2145</b>
<b>12</b>	Lindqvist Göran	Fin	160	162	159	148	166	170	965	6	971
	Ahlfors Ralf		155	191	208	197	179	208	1138	6	1144
			<b>315</b>	<b>353</b>	<b>367</b>	<b>345</b>	<b>345</b>	<b>378</b>	<b>2103</b>	<b>12</b>	<b>2115</b>
<b>13</b>	Ylimäki Mauno	Fin	189	166	182	138	194	150	1019	72	1091
	Mellin Juhani		169	136	174	154	175	163	971	18	989
			<b>358</b>	<b>302</b>	<b>356</b>	<b>292</b>	<b>369</b>	<b>313</b>	<b>1990</b>	<b>90</b>	<b>2080</b>
<b>14</b>	Van de Gejuchte Julien	Bel	216	135	127	172	151	158	959	36	995
	Engels Arlene		161	157	212	160	162	182	1034	42	1076
			<b>377</b>	<b>292</b>	<b>339</b>	<b>332</b>	<b>313</b>	<b>340</b>	<b>1993</b>	<b>78</b>	<b>2071</b>
<b>15</b>	Rønne Kjell Erik	Nor	140	154	214	167	171	121	967	42	1009
	Kolltveit Kjell Ingolf		224	140	180	167	170	115	996	60	1056
			<b>364</b>	<b>294</b>	<b>394</b>	<b>334</b>	<b>341</b>	<b>236</b>	<b>1963</b>	<b>102</b>	<b>2065</b>
<b>16</b>	Sørensen Ole Mollerup	Den	122	212	119	159	143	191	946	12	958
	Klokkedal Lars		138	202	176	194	215	155	1080	24	1104
			<b>260</b>	<b>414</b>	<b>295</b>	<b>353</b>	<b>358</b>	<b>346</b>	<b>2026</b>	<b>36</b>	<b>2062</b>
<b>17</b>	Mayr Walter	Aus	159	173	185	182	141	159	999	0	999
	Gablek Josef		151	207	171	137	151	212	1029	18	1047
			<b>310</b>	<b>380</b>	<b>356</b>	<b>319</b>	<b>292</b>	<b>371</b>	<b>2028</b>	<b>18</b>	<b>2046</b>
<b>18</b>	Rosenfeid Abe	Isr	138	193	192	141	204	181	1049	60	1109
	Gabay Jacques		147	160	159	171	128	144	909	0	909
			<b>285</b>	<b>353</b>	<b>351</b>	<b>312</b>	<b>332</b>	<b>325</b>	<b>1958</b>	<b>60</b>	<b>2018</b>
<b>19</b>	Sahaf Raffael	Isr	172	142	177	184	181	192	1048	12	1060
	Evyoni Yohanan		136	107	160	124	204	122	853	18	871
			<b>308</b>	<b>249</b>	<b>337</b>	<b>308</b>	<b>385</b>	<b>314</b>	<b>1901</b>	<b>30</b>	<b>1931</b>
<b>20</b>	Lazarovitch Herman	Isr	152	146	128	122	160	170	878	60	938
	Ben Meir Haim		155	171	117	121	156	166	886	78	964
			<b>307</b>	<b>317</b>	<b>245</b>	<b>243</b>	<b>316</b>	<b>336</b>	<b>1764</b>	<b>138</b>	<b>1902</b>



## Esbc 2011 - Haifa Israel Men








### Group C Doubles

Place	LastName	Country	G1	G2	G3	G4	G5	G6	Tot	Bon	Tot
<b>21</b>	Pierre Simon	Fra	183	148	157	152	113	154	907	108	1015
	Bernard Mora		145	109	124	153	157	97	785	96	881
			328	257	281	305	270	251	<b>1692</b>	<b>204</b>	<b>1896</b>
<b>22</b>	Huotari Pentti	Fin	134	167	109	164	179	181	934	48	982
	Hintikainen Kalevi		116	132	132	129	156	130	795	48	843
			250	299	241	293	335	311	<b>1729</b>	<b>96</b>	<b>1825</b>



## Esbc 2011 - Haifa Israel Men















### Group Trios

Place	LastName	FirstName	Country	G1	G2	G3	G4	G5	G6	Tot	Bon	Tot
<b>1</b>	Lindberg	Leif	Fin	209	195	235	201	246	245	1331	0	1331
	Lindqvist	Göran		152	198	213	201	191	201	1156	6	1162
	Julin	Jukka		187	257	215	176	225	247	1307	0	1307
										<b>3794</b>	<b>6</b>	<b>3800</b>
<b>2</b>	Benvenuti	Gabriele	Ita	192	179	170	173	226	210	1150	0	1150
	Galletti	Giovanni		202	210	203	219	178	235	1247	0	1247
	Masetti	Loris		190	178	238	237	242	190	1275	0	1275
										<b>3672</b>	<b>0</b>	<b>3672</b>
<b>3</b>	Engblom	Ronald	Fin	189	159	179	219	171	223	1140	0	1140
	Viitanen	Harri		181	177	200	200	184	183	1125	0	1125
	Isakow	Mikko		247	248	227	217	215	248	1402	0	1402
										<b>3667</b>	<b>0</b>	<b>3667</b>
<b>4</b>	Ben-Omri	Sami	Isr	205	178	160	165	207	227	1142	0	1142
	Tener	Israel		171	232	226	203	219	225	1276	0	1276
	Salim	Eagal		236	170	201	197	191	224	1219	0	1219
										<b>3637</b>	<b>0</b>	<b>3637</b>
<b>5</b>	Bellomonte	Rosario	Ita	177	204	226	182	239	215	1243	48	1291
	Pertegato	Gastone		203	243	170	170	181	167	1134	0	1134
	Provenzi	Santo		228	191	184	167	208	200	1178	0	1178
										<b>3555</b>	<b>48</b>	<b>3603</b>
<b>6</b>	Mahamid	Abed Ellatif	Isr	194	216	160	233	200	212	1215	0	1215
	Elisha	Andre		207	216	213	204	208	256	1304	0	1304
	Kazes	Eliezer		207	155	190	197	179	155	1083	0	1083
										<b>3602</b>	<b>0</b>	<b>3602</b>
<b>7</b>	Levi	Moty	Isr	215	226	172	247	165	196	1221	0	1221
	Cohen	Meir		198	193	178	207	167	190	1133	0	1133
	Kalo	Amnon		225	188	180	234	175	197	1199	0	1199
										<b>3553</b>	<b>0</b>	<b>3553</b>



## Esbc 2011 - Haifa Israel Men

### Group Trios

Place	LastName	FirstName	Country	G1	G2	G3	G4	G5	G6	Tot	Bon	Tot
<b>8</b>	Fuchs	Gerald	Aus	173	245	182	224	201	204	1229	0	1229
	Broinger	Christian		192	190	179	179	168	225	1133	0	1133
	Koerber	Christian		184	165	180	235	225	192	1181	0	1181
										<b>3543</b>	<b>0</b>	<b>3543</b>
<b>9</b>	Pedersen	Arild	Nor	208	177	168	171	211	191	1126	6	1132
	Bjørtomt	Ola		170	164	226	143	191	173	1067	24	1091
	Jenssen	Terje		227	202	225	238	166	219	1277	12	1289
										<b>3470</b>	<b>42</b>	<b>3512</b>
<b>10</b>	Ranto	Erkki	Fin	205	205	225	168	181	185	1169	66	1235
	Kuronen	Viljo		172	172	166	174	237	186	1107	96	1203
	Mellin	Juhani		200	165	184	139	186	164	1038	18	1056
										<b>3314</b>	<b>180</b>	<b>3494</b>
<b>11</b>	Ahlfors	Ralf	Fin	235	164	172	224	234	214	1243	6	1249
	Hoppula	Juhani		156	182	213	201	182	166	1100	0	1100
	Pennanen	Markku		170	191	230	201	152	188	1132	6	1138
										<b>3475</b>	<b>12</b>	<b>3487</b>
<b>12</b>	Perez	Isagani	Int	169	223	222	185	187	200	1186	0	1186
	Franco	Ricardo		204	204	181	169	204	207	1169	0	1169
	Montfort	Lluis		192	184	185	193	169	205	1128	0	1128
										<b>3483</b>	<b>0</b>	<b>3483</b>
<b>13</b>	Wrathall	Gerry	Eng	196	193	181	213	253	181	1217	60	1277
	Howes	Keith		166	159	169	165	137	150	946	72	1018
	Hurst	Roger		193	208	210	140	210	215	1176	0	1176
										<b>3339</b>	<b>132</b>	<b>3471</b>
<b>14</b>	Hytönen	Antero	Fin	169	171	212	190	183	173	1098	0	1098
	Kettunen	Jorma		188	178	186	193	234	232	1211	0	1211
	Puurunen	Markku		175	179	197	227	181	196	1155	0	1155
										<b>3464</b>	<b>0</b>	<b>3464</b>



## Esbc 2011 - Haifa Israel Men

### Group Trios

Place	LastName	FirstName	Country	G1	G2	G3	G4	G5	G6	Tot	Bon	Tot
<b>15</b>	Gorewitz	Avi	Isr	225	173	213	169	180	200	1160	0	1160
	Segev	Nathan		193	212	127	235	185	222	1174	0	1174
	Levy	Izhak		202	178	193	172	200	185	1130	0	1130
										<b>3464</b>	<b>0</b>	<b>3464</b>
<b>16</b>	Dyrnes	Magnar	Nor	245	230	214	181	145	152	1167	0	1167
	Sandal	Arvid		157	224	144	182	184	152	1043	24	1067
	Hansen	Roar		233	228	181	175	164	196	1177	36	1213
										<b>3387</b>	<b>60</b>	<b>3447</b>
<b>17</b>	Molder	Rein	Int	210	195	162	146	203	155	1071	0	1071
	Sulp	Udo		219	215	216	192	235	246	1323	0	1323
	Pierre	Simon		153	152	124	164	161	168	922	108	1030
										<b>3316</b>	<b>108</b>	<b>3424</b>
<b>18</b>	Wondratsch, Dr	Wolfgang	Aus	188	202	183	222	226	183	1204	0	1204
	Lang	Hubert		211	238	184	175	153	169	1130	0	1130
	Kadensky	Wolfgang		176	197	202	147	144	202	1068	0	1068
										<b>3402</b>	<b>0</b>	<b>3402</b>
<b>19</b>	Zambon	Franco	Ita	202	182	181	202	171	222	1160	0	1160
	Vanzella	Franco		167	181	204	190	194	195	1131	0	1131
	Querin	Giancarlo		183	215	160	175	183	178	1094	0	1094
										<b>3385</b>	<b>0</b>	<b>3385</b>
<b>20</b>	Diekhoff	Jachen	Ger	190	169	214	161	191	173	1098	0	1098
	Gaiser	Kalle		175	186	164	238	193	216	1172	12	1184
	Metz	Alfred		168	172	164	189	194	207	1094	0	1094
										<b>3364</b>	<b>12</b>	<b>3376</b>
<b>21</b>	Hallback	Nils-G	Swe	169	185	165	157	180	179	1035	0	1035
	Svanstrom	Bengt		183	181	191	129	153	129	966	24	990
	Heden	Bo		252	222	214	211	224	227	1350	0	1350
										<b>3351</b>	<b>24</b>	<b>3375</b>



## Esbc 2011 - Haifa Israel      **Men**





### Group                      **Trios**

Place	LastName	FirstName	Country	G1	G2	G3	G4	G5	G6	Tot	Bon	Tot
<b>22</b>	Gabriëls	Johan	Bel	179	203	193	166	180	195	1116	0	1116
	Steelandt	Daniel		181	170	177	125	158	149	960	84	1044
	Tytgat	François		179	224	232	238	173	166	1212	0	1212
										<b>3288</b>	<b>84</b>	<b>3372</b>
<b>23</b>	Waals	Wilhelmus	Ndl	185	136	177	212	154	169	1033	0	1033
	Tel	Freddie		184	235	192	147	191	175	1124	36	1160
	Hummelink	Arno		212	193	195	188	233	148	1169	0	1169
										<b>3326</b>	<b>36</b>	<b>3362</b>
<b>24</b>	Bogin	Shimon	Isr	196	214	203	233	217	199	1262	0	1262
	Klinghoffer	Zeev		214	158	178	179	152	147	1028	0	1028
	Lavi	Herzel		178	189	199	177	178	147	1068	0	1068
										<b>3358</b>	<b>0</b>	<b>3358</b>
<b>25</b>	Gabriel	Benichou	Fra	147	186	170	177	300	231	1211	0	1211
	Yvan	Augustin		176	167	159	182	237	170	1091	0	1091
	Pierre	Vincent		147	188	181	165	193	166	1040	0	1040
										<b>3342</b>	<b>0</b>	<b>3342</b>
<b>26</b>	Ben Yaacov	Yaacov	Isr	159	181	179	190	180	223	1112	0	1112
	Ben-Noon	David		185	183	182	209	203	180	1142	0	1142
	Rotem	Barak		146	180	195	167	191	187	1066	0	1066
										<b>3320</b>	<b>0</b>	<b>3320</b>
<b>27</b>	Varon	Mike	Isr	222	161	196	163	177	186	1105	0	1105
	Sitbon	Efi		223	157	192	155	189	163	1079	0	1079
	Gutman	Dov		210	178	186	224	164	171	1133	0	1133
										<b>3317</b>	<b>0</b>	<b>3317</b>
<b>28</b>	Mihailescu	Florian	Rom	188	178	161	213	168	169	1077	0	1077
	Ioancea	Ion		0	0	0	0	0	0	996	0	996
	Antimirescu	Cornel		204	254	191	224	180	188	1241	0	1241
										<b>3314</b>	<b>0</b>	<b>3314</b>



## Esbc 2011 - Haifa Israel Men

### Group Trios

Place	LastName	FirstName	Country	G1	G2	G3	G4	G5	G6	Tot	Bon	Tot
29	Roca Martinez	Jorge	Bel	185	192	214	201	198	176	1166	0	1166
	Schollen	Gunther		177	213	180	178	160	212	1120	0	1120
	De Nolf	Dominique		155	193	196	196	155	132	1027	0	1027
										<b>3313</b>	<b>0</b>	<b>3313</b>
30	Olesen	Søren Eigil	Den	160	140	201	175	165	195	1036	30	1066
	Bjerregaard	Henning		211	202	150	172	162	174	1071	0	1071
	Rødgaard	Ejvind Brinch		182	213	182	170	201	224	1172	0	1172
										<b>3279</b>	<b>30</b>	<b>3309</b>
31	Økland	Harald	Nor	188	206	150	175	172	182	1073	36	1109
	Kolltveit	Kjell Ingolf		192	174	168	180	211	144	1069	60	1129
	Rønne	Kjell Erik		170	212	148	184	162	146	1022	42	1064
										<b>3164</b>	<b>138</b>	<b>3302</b>
32	Van de Gejucht	Julien	Bel	155	180	150	190	214	184	1073	36	1109
	Thiran	Benoit		156	200	157	199	146	176	1034	24	1058
	Engels	Arlene		192	172	151	195	198	179	1087	42	1129
										<b>3194</b>	<b>102</b>	<b>3296</b>
33	Koole	Arie	Ndl	256	223	176	200	191	189	1235	0	1235
	Schaap	Jim		165	164	168	176	193	159	1025	0	1025
	Horst, van der	Peter		160	178	161	186	184	141	1010	12	1022
										<b>3270</b>	<b>12</b>	<b>3282</b>
34	Magen	Yeshaiou	Isr	184	174	182	170	153	189	1052	0	1052
	Volpert	Yosef		186	204	214	206	189	134	1133	0	1133
	Ozeri	Shlomo		170	191	228	146	184	172	1091	0	1091
										<b>3276</b>	<b>0</b>	<b>3276</b>
35	Johansson	Ture	Swe	180	201	164	186	193	163	1087	12	1099
	Eriksson	Jerry		156	154	164	197	165	187	1023	0	1023
	Andersson	Bert		184	177	195	196	176	205	1133	0	1133
										<b>3243</b>	<b>12</b>	<b>3255</b>



## Esbc 2011 - Haifa Israel      **Men**

### Group                      **Trios**








Place	LastName	FirstName	Country	G1	G2	G3	G4	G5	G6	Tot	Bon	Tot
<b>36</b>	Levy	Izhak (P.T.)	Isr	204	183	177	192	177	221	1154	0	1154
	Ben Yaakov	Bezalel		163	147	166	195	168	212	1051	0	1051
	Fisher	Arie		159	149	214	164	152	196	1034	0	1034
										<b>3239</b>	<b>0</b>	<b>3239</b>
<b>37</b>	Menashe	Kfir	Isr	171	154	157	172	171	221	1046	0	1046
	Avnon	Zeev		160	215	174	225	147	204	1125	0	1125
	Abu Rukon	Said		150	186	199	181	169	182	1067	0	1067
										<b>3238</b>	<b>0</b>	<b>3238</b>
<b>38</b>	Ziv	Abraham	Isr	195	172	155	210	186	165	1083	0	1083
	Sahaf	Raffael		157	158	146	150	165	194	970	12	982
	Yishai	Shimon		190	177	207	192	192	202	1160	0	1160
										<b>3213</b>	<b>12</b>	<b>3225</b>
<b>39</b>	Hopmans	Theodorus	Ndl	169	157	210	179	162	192	1069	0	1069
	Jansen	Leonardo		164	225	199	180	156	150	1074	0	1074
	Hoogstraten, va	Christianus		157	205	169	156	152	235	1074	0	1074
										<b>3217</b>	<b>0</b>	<b>3217</b>
<b>40</b>	Garfinkel	Alex	Isr	121	165	152	113	147	148	846	126	972
	Raz	Yaccov		193	173	193	200	219	167	1145	0	1145
	Greenwood	Naftali		163	165	180	182	187	202	1079	0	1079
										<b>3070</b>	<b>126</b>	<b>3196</b>
<b>41</b>	Shalom	Tenenboim	Isr	159	178	164	170	181	214	1066	0	1066
	Hen	Yosef		158	183	192	188	211	200	1132	0	1132
	Strougo	David		128	158	193	186	137	190	992	0	992
										<b>3190</b>	<b>0</b>	<b>3190</b>
<b>42</b>	Alcasid	Laurelio	Isr	176	189	160	187	200	209	1121	0	1121
	Peled	Yosef		167	165	144	175	182	210	1043	24	1067
	Dvir	Shimon		177	145	147	198	202	128	997	0	997
										<b>3161</b>	<b>24</b>	<b>3185</b>





## Esbc 2011 - Haifa Israel Men

### Group Trios

Place	LastName	FirstName	Country	G1	G2	G3	G4	G5	G6	Tot	Bon	Tot
<b>43</b>	Sham	Tony	Soa	155	152	221	182	181	223	1114	0	1114
	Cassel	Max		183	147	167	189	169	209	1064	0	1064
	Connors	Les		128	187	168	200	157	161	1001	0	1001
										<b>3179</b>	<b>0</b>	<b>3179</b>
<b>44</b>	Ineichen	Rinaldo	Swi	171	205	198	146	228	184	1132	0	1132
	Girardin	Patrice		152	153	149	125	140	167	886	0	886
	Cardinaux	Pierre-Alain		157	223	169	180	206	214	1149	0	1149
										<b>3167</b>	<b>0</b>	<b>3167</b>
<b>45</b>	Di Vincenzo	Venanzio	Ita	168	140	172	174	147	173	974	0	974
	Primavera	Roberto		163	186	161	169	176	188	1043	0	1043
	Galluzzo	Giorgio		224	211	202	147	186	179	1149	0	1149
										<b>3166</b>	<b>0</b>	<b>3166</b>
<b>46</b>	Symonds	Malcolm	Eng	198	144	157	149	193	134	975	0	975
	Northwood	Keith		192	229	174	159	200	221	1175	0	1175
	Foreman	Ray		160	161	178	158	183	171	1011	0	1011
										<b>3161</b>	<b>0</b>	<b>3161</b>
<b>47</b>	Sharony	Meir	Isr	175	219	202	161	148	173	1078	0	1078
	Nachzac	Israel		176	222	203	161	116	158	1036	0	1036
	Zadok	Menahem		194	154	167	196	177	158	1046	0	1046
										<b>3160</b>	<b>0</b>	<b>3160</b>
<b>48</b>	Lantta	Matti	Fin	215	173	149	140	158	147	982	0	982
	Koponen	Risto		202	167	171	153	158	175	1026	0	1026
	Nurmi	Kari		186	199	147	236	201	168	1137	0	1137
										<b>3145</b>	<b>0</b>	<b>3145</b>
<b>49</b>	Wiater, Mag.	Gottfried	Aus	206	177	153	196	155	155	1042	0	1042
	Mayr	Walter		163	140	172	231	153	169	1028	0	1028
	Schuh	Josef		182	201	167	180	179	151	1060	0	1060
										<b>3130</b>	<b>0</b>	<b>3130</b>



## Esbc 2011 - Haifa Israel Men




### Group Trios

Place	LastName	FirstName	Country	G1	G2	G3	G4	G5	G6	Tot	Bon	Tot
<b>50</b>	Dirkstys	Stasys	Lit	213	189	160	201	157	163	1083	0	1083
	Jagnieskus	Algimantas		153	182	151	177	167	138	968	0	968
	Timofej	Muravjov		170	215	169	178	163	177	1072	0	1072
										<b>3123</b>	<b>0</b>	<b>3123</b>
<b>51</b>	Landi	Luigi	Ita	159	127	166	136	194	156	938	0	938
	Russo	Ernesto		157	150	183	181	215	164	1050	0	1050
	Puca	Massimo		163	182	194	189	259	145	1132	0	1132
										<b>3120</b>	<b>0</b>	<b>3120</b>
<b>52</b>	Ylimäki	Mauno	Fin	183	165	179	139	179	177	1022	72	1094
	Löfgren	Ove		142	129	184	132	157	158	902	6	908
	Fagerholm	Carl-Gustav		174	193	186	166	182	198	1099	18	1117
										<b>3023</b>	<b>96</b>	<b>3119</b>
<b>53</b>	Rahir	Jean-Luc	Bel	171	146	156	143	214	186	1016	0	1016
	Thomaes	Thierry		182	167	170	224	165	178	1086	0	1086
	Badet	Philippe		188	167	177	165	145	166	1008	0	1008
										<b>3110</b>	<b>0</b>	<b>3110</b>
<b>54</b>	Rulz	Manfred	Aus	156	206	171	159	158	181	1031	0	1031
	Gablek	Josef		178	153	146	142	202	182	1003	18	1021
	Tergowitsch	Otto		159	161	175	175	199	186	1055	0	1055
										<b>3089</b>	<b>18</b>	<b>3107</b>
<b>55</b>	Jean Claude	Bonsigne	Fra	153	234	149	180	147	181	1044	0	1044
	Yves	Orhand		172	172	142	235	185	197	1103	0	1103
	Philippe	Robert		147	181	164	177	125	158	952	0	952
										<b>3099</b>	<b>0</b>	<b>3099</b>
<b>56</b>	Ecoffey	Philippe	Swi	184	175	156	180	166	181	1042	0	1042
	Pfister	Yves		140	207	167	159	222	189	1084	0	1084
	Coppex	Regis		149	158	190	143	159	159	958	0	958
										<b>3084</b>	<b>0</b>	<b>3084</b>



## Esbc 2011 - Haifa Israel Men




### Group Trios

Place	LastName	FirstName	Country	G1	G2	G3	G4	G5	G6	Tot	Bon	Tot
<b>57</b>	Bachar	Natan	Isr	168	194	151	147	168	179	1007	0	1007
	Telefus	Karol		158	192	189	158	158	180	1035	0	1035
	Varon	Haim		156	157	199	148	197	179	1036	0	1036
										<b>3078</b>	<b>0</b>	<b>3078</b>
<b>58</b>	Makholm	Leif	Den	180	184	162	195	181	169	1071	0	1071
	Larsen	Rudi		155	148	167	155	163	168	956	0	956
	Friis	Karl-Olaf		186	186	164	147	170	187	1040	0	1040
										<b>3067</b>	<b>0</b>	<b>3067</b>
<b>59</b>	Evyoni	Yohanan	Isr	191	150	122	156	163	191	973	18	991
	Sardal	Claude		177	168	199	175	137	167	1023	18	1041
	Sarel	Israel		145	181	161	147	172	177	983	48	1031
										<b>2979</b>	<b>84</b>	<b>3063</b>
<b>60</b>	Ben-Zakay	Herzel	Isr	158	156	189	160	190	171	1024	0	1024
	Bassman	Refael		151	179	173	178	170	157	1008	30	1038
	Peretz	Yosi		159	176	164	170	145	183	997	0	997
										<b>3029</b>	<b>30</b>	<b>3059</b>
<b>61</b>	Roash	Aharon	Isr	175	195	198	149	183	182	1082	0	1082
	Rapoport	David Uziel		146	145	150	158	143	166	908	0	908
	Van Raalte	Elkan		159	198	165	189	184	159	1054	0	1054
										<b>3044</b>	<b>0</b>	<b>3044</b>
<b>62</b>	Jean Claude	Pajeau	Fra	147	138	166	159	160	189	959	0	959
	Michel	Mager		246	160	187	181	158	137	1069	0	1069
	Jean Claude	Danvin		184	130	150	161	181	179	985	18	1003
										<b>3013</b>	<b>18</b>	<b>3031</b>
<b>63</b>	Keller	Børge	Den	168	189	181	211	166	146	1061	0	1061
	Klokkedal	Lars		156	186	209	179	165	166	1061	24	1085
	Sørensen	Ole Mollerup		149	154	156	114	140	156	869	12	881
										<b>2991</b>	<b>36</b>	<b>3027</b>



## Esbc 2011 - Haifa Israel Men

### Group Trios

Place	LastName	FirstName	Country	G1	G2	G3	G4	G5	G6	Tot	Bon	Tot
<b>64</b>	Foreman	Barry	Isr	139	149	189	149	167	148	941	0	941
	Gabizon	Eliyahu		185	221	190	142	195	191	1124	0	1124
	Gabay	Jacques		157	174	146	152	169	160	958	0	958
										<b>3023</b>	<b>0</b>	<b>3023</b>
<b>65</b>	Hagai	Yossi	Isr	184	170	169	165	189	188	1065	0	1065
	Cohen	Shlomo		183	156	189	152	154	146	980	0	980
	Tal	Shaul		193	173	155	147	181	128	977	0	977
										<b>3022</b>	<b>0</b>	<b>3022</b>
<b>66</b>	Cohen	Yoram	Isr	186	203	167	159	189	183	1087	0	1087
	Hayoun	Jacob		158	159	162	161	160	202	1002	0	1002
	Holman	Anton		171	148	159	136	149	169	932	0	932
										<b>3021</b>	<b>0</b>	<b>3021</b>
<b>67</b>	Jaromir	Vetrovsky	Czr	164	143	169	171	158	123	928	0	928
	Jaroslav	Pleticha		140	172	179	203	153	139	986	0	986
	Vladimir	Pitas		144	153	233	164	159	217	1070	0	1070
										<b>2984</b>	<b>0</b>	<b>2984</b>
<b>68</b>	Larsen	Svend Erik	Den	139	164	150	162	166	137	918	30	948
	Christensen	Hans Sejer		178	150	162	195	154	127	966	0	966
	Spiegelhauer	Kim		192	175	150	195	175	170	1057	0	1057
										<b>2941</b>	<b>30</b>	<b>2971</b>
<b>69</b>	Bar Chen	Eric	Isr	142	185	151	144	113	183	918	0	918
	Aidinger	Yosef		168	169	178	211	170	157	1053	0	1053
	Kutsky	Ehoud		135	147	144	164	176	204	970	0	970
										<b>2941</b>	<b>0</b>	<b>2941</b>
<b>70</b>	Lazarovitch	Herman	Isr	134	160	171	160	170	161	956	60	1016
	Ben Meir	Haim		159	147	135	148	104	157	850	78	928
	Rosenfeid	Abe		140	146	160	148	192	148	934	60	994
										<b>2740</b>	<b>198</b>	<b>2938</b>



## Esbc 2011 - Haifa Israel Men





### Group Trios

Place	LastName	FirstName	Country	G1	G2	G3	G4	G5	G6	Tot	Bon	Tot
<b>71</b>	Karel	Duda	Czr	167	190	178	191	177	169	1072	0	1072
	Miloslav	Šolc		167	141	207	135	170	176	996	0	996
	Tadeusz	Wilk		112	174	139	114	128	152	819	0	819
										<b>2887</b>	<b>0</b>	<b>2887</b>
<b>72</b>	Behrend	Frank	Ger	180	185	145	146	181	158	995	0	995
	Schmidt	Rainer		112	146	143	126	167	136	830	0	830
	Schmidt	Michael		172	165	165	181	142	195	1020	0	1020
										<b>2845</b>	<b>0</b>	<b>2845</b>
<b>73</b>	Klostermann	Helmut	Aus	185	246	166	158	146	120	1021	0	1021
	Kellner	Kurt		105	120	132	92	161	120	730	66	796
	Reiff	Günter		154	160	158	157	186	210	1025	0	1025
										<b>2776</b>	<b>66</b>	<b>2842</b>
<b>74</b>	Tholstrup	Flemming	Den	138	206	130	141	134	193	942	0	942
	Frederiksen	Jørgen Anders		125	146	170	147	161	166	915	0	915
	Eriksen	Steen		154	165	137	142	137	155	890	0	890
										<b>2747</b>	<b>0</b>	<b>2747</b>
<b>75</b>	Parling	Hans Jørgen	Int	171	163	137	156	156	148	931	0	931
	Igor	Lanik		127	137	122	115	131	125	757	0	757
	Danielsen	Mogens		171	146	203	170	147	201	1038	0	1038
										<b>2726</b>	<b>0</b>	<b>2726</b>
<b>76</b>	Bosmans	Jacobus	Ndl	141	111	139	170	139	117	817	36	853
	Cesnik	Stojan		160	128	146	153	124	146	857	0	857
	Vrede, van de	Hans		184	144	159	172	184	163	1006	0	1006
										<b>2680</b>	<b>36</b>	<b>2716</b>
<b>77</b>	Hintikainen	Kalevi	Fin	132	103	121	172	138	152	818	48	866
	Huotari	Pentti		177	167	146	125	173	134	922	48	970
	Viljava	Risto		122	124	126	192	138	147	849	0	849
										<b>2589</b>	<b>96</b>	<b>2685</b>



## Esbc 2011 - Haifa Israel      **Men**









### Group                      Trios

Place	LastName	FirstName	Country	G1	G2	G3	G4	G5	G6	Tot	Bon	Tot
<b>78</b>	Anderson	Roar	Int	133	123	161	127	115	150	809	24	833
	Bernard	Mora		132	156	121	127	168	151	855	96	951
	Flåten	Håvar		179	127	151	150	139	143	889	0	889
										<b>2553</b>	<b>120</b>	<b>2673</b>
<b>79</b>	Brodersen	Bent	Den	162	123	133	169	113	136	836	0	836
	Maul	Erland		162	135	115	106	154	99	771	6	777
	Thomsen	Christian		152	151	158	136	146	144	887	102	989
										<b>2494</b>	<b>108</b>	<b>2602</b>
<b>80</b>	Aarre	John	Nor	206	237	277	185	258	200	1363	0	1363
	Hesselberg Ma	Fredrik		162	138	246	166	180	174	1066	0	1066
	Liberg	Thore		0	0	0	0	0	0	0	0	0
										<b>2429</b>	<b>0</b>	<b>2429</b>
<b>81</b>	Schiepers	Jean-Marie	Bel	202	192	222	210	218	194	1238	0	1238
	Dabee	Jean-Louis		0	0	0	0	0	0	0	0	0
	Linden	Robert		146	182	185	192	177	177	1059	0	1059
										<b>2297</b>	<b>0</b>	<b>2297</b>



## E.S.B.C 2011 All Events Men





















### Group A

Place	LastName	FirstName	Country	Singels	Doubles	Trios	TotPins	Avg
1	Aarre	John	Nor 	1409	1397	1363	4169	231.61
2	Julin	Jukka	Fin 	1355	1106	1307	3768	209.33
3	Zambon	Franco	Ity 	1371	1213	1160	3744	208.00
4	Yvan	Augustin	Fra 	1309	1283	1091	3683	204.61
5	Sulp	Udo	Est 	1112	1226	1323	3661	203.39
6	Kettunen	Jorma	Fin 	1340	1104	1211	3655	203.06
7	Mahamid	Abed Ellatif	Isr 	1307	1132	1215	3654	203.00
8	Elisha	Andre	Isr 	1096	1213	1304	3613	200.72
9	Volpert	Yosef	Isr 	1299	1135	1133	3567	198.17
10	Salim	Eagal	Isr 	1238	1098	1219	3555	197.50
11	Galluzzo	Giorgio	Ity 	1358	1010	1149	3517	195.39
12	Franco	Ricardo	Cat 	1218	1088	1169	3475	193.06
13	Querin	Giancarlo	Ity 	1224	1156	1094	3474	193.00
14	Puurunen	Markku	Fin 	1237	1076	1155	3468	192.67
15	Ozeri	Shlomo	Isr 	1157	1213	1091	3461	192.28
16	Fuchs	Gerald	Aus 	1133	1096	1229	3458	192.11
17	Broinger	Christian	Aus 	1209	1100	1133	3442	191.22
18	Bjerregaard	Henning	Den 	1206	1162	1071	3439	191.06
19	Koerber	Christian	Aus 	1169	1074	1181	3424	190.22
20	Thomaes	Thierry	Bel 	1182	1137	1086	3405	189.17
21	Koponen	Risto	Fin 	1299	1078	1026	3403	189.06
22	Gorewitz	Avi	Isr 	1137	1105	1160	3402	189.00
23	Hesselberg Ma	Fredrik	Nor 	1245	1080	1066	3391	188.39
24	Roca Martinez	Jorge	Bel 	1152	1063	1166	3381	187.83
25	Benvenuti	Gabriele	Ity 	1133	1092	1150	3375	187.50
26	Ineichen	Rinaldo	Swi 	1028	1213	1132	3373	187.39
27	Cardinaux	Pierre-Alain	Swi 	1145	1072	1149	3366	187.00



## E.S.B.C 2011 All Events Men

### Group A

Place	LastName	FirstName	Country	Singels	Doubles	Trios	TotPins	Avg
28	Perez	Isagani	Swi 	1050	1128	1186	3364	186.89
29	Levi	Moty	Isr 	1016	1126	1221	3363	186.83
30	Tytgat	François	Bel 	1036	1099	1212	3347	185.94
31	Lavi	Herzel	Isr 	1157	1120	1068	3345	185.83
32	De Nolf	Dominique	Bel 	1154	1164	1027	3345	185.83
33	Metz	Alfred	Ger 	1137	1114	1094	3345	185.83
34	Hen	Yosef	Isr 	1130	1078	1132	3340	185.56
35	Rotem	Barak	Isr 	1102	1163	1066	3331	185.06
36	Hytönen	Antero	Fin 	1153	1077	1098	3328	184.89
37	Hoogstraten, va	Christianus	Ndl 	1230	1019	1074	3323	184.61
38	Sitbon	Efi	Isr 	1077	1164	1079	3320	184.44
39	Mihailescu	Florian	Rom 	1144	1086	1077	3307	183.72
40	Spiegelhauer	Kim	Den 	1094	1139	1057	3290	182.78
41	Molder	Rein	Est 	1202	1006	1071	3279	182.17
42	Pfister	Yves	Swi 	1132	1055	1084	3271	181.72
43	Rahir	Jean-Luc	Bel 	1155	1100	1016	3271	181.72
44	Ben Yaakov	Bezalel	Isr 	1168	1051	1051	3270	181.67
45	Peretz	Yosi	Isr 	1156	1115	997	3268	181.56
46	Tergowitsch	Otto	Aus 	1106	1096	1055	3257	180.94
47	Timofej	Muravjov	Lit 	1038	1132	1072	3242	180.11
48	Coppex	Regis	Swi 	1176	1085	958	3219	178.83
49	Badet	Philippe	Bel 	1167	1044	1008	3219	178.83
50	Jean Claude	Bonsigne	Fra 	1125	1046	1044	3215	178.61
51	Dirkstys	Stasys	Lit 	984	1144	1083	3211	178.39
52	Abu Rukon	Said	Isr 	1018	1117	1067	3202	177.89
53	Sham	Tony	Soa 	1066	1021	1114	3201	177.83
54	Rulz	Manfred	Aus 	1042	1117	1031	3190	177.22





## E.S.B.C 2011 All Events Men

### Group A

Place	LastName	FirstName	Country	Singels	Doubles	Trios	TotPins	Avg
<b>55</b>	Mannino	Gaetano	Ity 	1197	966	1003	3166	175.89
<b>56</b>	Schuh	Josef	Aus 	1039	1038	1060	3137	174.28
<b>57</b>	Sharony	Meir	Isr 	957	1072	1078	3107	172.61
<b>58</b>	Kazes	Eliezer	Isr 	1114	909	1083	3106	172.56
<b>59</b>	Linden	Robert	Bel 	1060	986	1059	3105	172.50
<b>60</b>	Girardin	Patrice	Swi 	1118	1093	886	3097	172.06
<b>61</b>	Schmidt	Michael	Ger 	1029	1035	1020	3084	171.33
<b>62</b>	Behrend	Frank	Ger 	1014	1056	995	3065	170.28
<b>63</b>	Rapoport	David Uziel	Isr 	1152	1005	908	3065	170.28
<b>64</b>	Reiff	Günter	Aus 	1049	960	1025	3034	168.56
<b>65</b>	Vaiciunas	Valentas	Lit 	1010	978	1027	3015	167.50
<b>66</b>	Greenwood	Naftali	Isr 	952	928	1079	2959	164.39
<b>67</b>	Landi	Luigi	Ity 	1017	0	938	1955	162.92
<b>68</b>	Cesnik	Stojan	Ndl 	1058	1015	857	2930	162.78
<b>69</b>	Ben-Zakay	Herzel	Isr 	0	749	1024	1773	161.18
<b>70</b>	Kutsky	Ehoud	Isr 	977	951	970	2898	161.00
<b>71</b>	Symonds	Malcolm	Eng 	921	967	975	2863	159.06
<b>72</b>	Viljava	Risto	Fin 	950	1039	849	2838	157.67
<b>73</b>	Holman	Anton	Isr 	949	945	932	2826	157.00
<b>74</b>	Jagnieskus	Algimantas	Lit 	951	893	968	2812	156.22
<b>75</b>	Ioancea	Ion	Rom 	940	1043	0	1983	110.17



## E.S.B.C 2011 All Events Men



### Group B

Place	LastName	FirstName	Country	Singels	Doubles	Trios	TotPins	Avg
1	Isakow	Mikko	Fin 	1289	1191	1402	3882	215.67
2	Masetti	Loris	Ity 	1373	1154	1275	3802	211.22
3	Heden	Bo	Swe 	1265	1135	1350	3750	208.33
4	Lindberg	Leif	Fin 	1199	1201	1331	3731	207.28
5	Tener	Israel	Isr 	1327	1064	1276	3667	203.72
6	Hummelink	Arno	Ndl 	1160	1253	1169	3582	199.00
7	Lang	Hubert	Aus 	1238	1188	1130	3556	197.56
8	Bogin	Shimon	Isr 	1186	1108	1262	3556	197.56
9	Galletti	Giovanni	Ity 	1241	1049	1247	3537	196.50
10	Ben-Noon	David	Isr 	1214	1153	1142	3509	194.94
11	Diekhoff	Jachen	Ger 	1243	1160	1098	3501	194.50
12	Segev	Nathan	Isr 	1231	1090	1174	3495	194.17
13	Kalo	Amnon	Isr 	931	948	1199	3078	192.38
14	Yishai	Shimon	Isr 	1181	1108	1160	3449	191.61
15	Provenzi	Santo	Ity 	1205	1063	1178	3446	191.44
16	Morabito	Francesco	Ity 	1097	1076	1268	3441	191.17
17	Wondratsch, Dr	Wolfgang	Aus 	1073	1154	1204	3431	190.61
18	Koole	Arie	Ndl 	1155	1020	1235	3410	189.44
19	Yves	Orhand	Fra 	1177	1130	1103	3410	189.44
20	Puca	Massimo	Ity 	1193	1084	1132	3409	189.39
21	Schollen	Gunther	Bel 	1203	1079	1120	3402	189.00
22	Nurmi	Kari	Fin 	1116	1144	1137	3397	188.72
23	Kadensky	Wolfgang	Aus 	1192	1128	1068	3388	188.22
24	Schiepers	Jean-Marie	Bel 	1063	1062	1238	3363	186.83
25	Gabriëls	Johan	Bel 	1136	1105	1116	3357	186.50
26	Gabriel	Benichou	Fra 	1098	1045	1211	3354	186.33
27	Friis	Karl-Olaf	Den 	1155	1153	1040	3348	186.00



## E.S.B.C 2011 All Events Men




























### Group B

Place	LastName	FirstName	Country	Singels	Doubles	Trios	TotPins	Avg
28	Cohen	Meir	Isr 	1141	1071	1133	3345	185.83
29	Levy	Izhak	Isr 	1107	1099	1130	3336	185.33
30	Levy	Izhak (P.T.)	Isr 	1114	1052	1154	3320	184.44
31	Hurst	Roger	Eng 	1078	1063	1176	3317	184.28
32	Vanzella	Franco	Ity 	1177	1009	1131	3317	184.28
33	Andersson	Bert	Swe 	1037	1118	1133	3288	182.67
34	Montfort	Lluis	Cat 	1053	1107	1128	3288	182.67
35	Makholm	Leif	Den 	1096	1117	1071	3284	182.44
36	Lantta	Matti	Fin 	1185	1113	982	3280	182.22
37	Schaap	Jim	Ndl 	994	1261	1025	3280	182.22
38	Primavera	Roberto	Ity 	0	1142	1043	2185	182.08
39	Varon	Mike	Isr 	1076	1092	1105	3273	181.83
40	Fisher	Arie	Isr 	1093	1144	1034	3271	181.72
41	Ben Yaacov	Yaacov	Isr 	1108	1047	1112	3267	181.50
42	Rødgaard	Ejvind Brinch	Den 	1078	1016	1172	3266	181.44
43	Ben-Omri	Sami	Isr 	1015	1107	1142	3264	181.33
44	Michel	Mager	Fra 	1107	1074	1069	3250	180.56
45	Nachzac	Israel	Isr 	1122	1071	1036	3229	179.39
46	Magen	Yeshaiou	Isr 	1049	1104	1052	3205	178.06
47	Cohen	Yoram	Isr 	1061	1055	1087	3203	177.94
48	Connors	Les	Soa 	1122	1076	1001	3199	177.72
49	Roash	Aharon	Isr 	985	1130	1082	3197	177.61
50	Zadok	Menahem	Isr 	1106	1032	1046	3184	176.89
51	Northwood	Keith	Eng 	1043	964	1175	3182	176.78
52	Keller	Børge	Den 	1106	1008	1061	3175	176.39
53	Dvir	Shimon	Isr 	1082	1088	997	3167	175.94
54	Gabizon	Eliyahu	Isr 	1037	1002	1124	3163	175.72



## E.S.B.C 2011 All Events Men







### Group B

Place	LastName	FirstName	Country	Singels	Doubles	Trios	TotPins	Avg
55	Klinghoffer	Zeev	Isr 	1134	1001	1028	3163	175.72
56	Van Raalte	Elkan	Isr 	1075	1033	1054	3162	175.67
57	Cassel	Max	Soa 	1088	1008	1064	3160	175.56
58	Hopmans	Theodorus	Ndl 	1025	1045	1069	3139	174.39
59	Hagai	Yossi	Isr 	1050	1023	1065	3138	174.33
60	Larsen	Rudi	Den 	1092	1087	956	3135	174.17
61	Klostermann	Helmut	Aus 	1064	0	1021	2085	173.75
62	Viitanen	Harri	Fin 	972	1027	1125	3124	173.56
63	Pierre	Vincent	Fra 	1102	974	1040	3116	173.11
64	Menashe	Kfir	Isr 	1054	1015	1046	3115	173.06
65	Bachar	Natan	Isr 	1067	1040	1007	3114	173.00
66	Karel	Duda	Czr 	991	1049	1072	3112	172.89
67	Raz	Yaccov	Isr 	991	976	1145	3112	172.89
68	Christensen	Hans Sejer	Den 	1042	1095	966	3103	172.39
69	Varon	Haim	Isr 	1082	983	1036	3101	172.28
70	Ecoffey	Philippe	Swi 	1077	977	1042	3096	172.00
71	Telefus	Karol	Isr 	1078	981	1035	3094	171.89
72	Russo	Ernesto	Ity 	989	1055	1050	3094	171.89
73	Di Vincenzo	Venanzio	Ity 	1117	991	974	3082	171.22
74	Avnon	Zeev	Isr 	1006	949	1125	3080	171.11
75	Alcasid	Laurelio	Isr 	1028	931	1121	3080	171.11
76	Schmidt	Rainer	Ger 	1121	1117	830	3068	170.44
77	Ziv	Abraham	Isr 	1051	933	1083	3067	170.39
78	Strougo	David	Isr 	1070	994	992	3056	169.78
79	Hayoun	Jacob	Isr 	1054	1000	1002	3056	169.78
80	Shalom	Tenenboim	Isr 	1011	970	1066	3047	169.28
81	Aidinger	Yosef	Isr 	1041	952	1053	3046	169.22



## E.S.B.C 2011 All Events Men




























### Group B

Place	LastName	FirstName	Country	Singels	Doubles	Trios	TotPins	Avg
<b>82</b>	Cohen	Shlomo	Isr 	1039	1025	980	3044	169.11
<b>83</b>	Gutman	Dov	Isr 	942	947	1133	3022	167.89
<b>84</b>	Vladimir	Pitas	Czr 	929	1007	1070	3006	167.00
<b>85</b>	Danielsen	Mogens	Den 	1022	922	1038	2982	165.67
<b>86</b>	Philippe	Robert	Fra 	1097	927	952	2976	165.33
<b>87</b>	Miloslav	Šolc	Czr 	919	1034	996	2949	163.83
<b>88</b>	Jean Claude	Pajeau	Fra 	935	1050	959	2944	163.56
<b>89</b>	Vrede, van de	Hans	Ndl 	997	941	1006	2944	163.56
<b>90</b>	Tal	Shaul	Isr 	969	982	977	2928	162.67
<b>91</b>	Bar Chen	Eric	Isr 	997	997	918	2912	161.78
<b>92</b>	Lagrou	Frederik	Bel 	991	884	1033	2908	161.56
<b>93</b>	Parling	Hans Jørgen	Den 	975	1000	931	2906	161.44
<b>94</b>	Jaromir	Vetrovsky	Czr 	956	1022	928	2906	161.44
<b>95</b>	Eriksen	Steen	Den 	1044	961	890	2895	160.83
<b>96</b>	Foreman	Barry	Isr 	903	1050	941	2894	160.78
<b>97</b>	Jaroslav	Pleticha	Czr 	895	996	986	2877	159.83
<b>98</b>	Foreman	Ray	Eng 	932	903	1011	2846	158.11
<b>99</b>	Wiater, Mag.	Gottfried	Aus 	959	837	1042	2838	157.67
<b>100</b>	Jansen	Leonardo	Ndl 	932	809	1074	2815	156.39
<b>101</b>	Flåten	Håvar	Nor 	954	935	889	2778	154.33
<b>102</b>	Brodersen	Bent	Den 	923	913	836	2672	148.44
<b>103</b>	Tholstrup	Flemming	Den 	825	859	942	2626	145.89
<b>104</b>	Frederiksen	Jørgen Anders	Den 	868	842	915	2625	145.83
<b>105</b>	Igor	Lanik	Czr 	850	809	757	2416	134.22



## E.S.B.C 2011 All Events Men




























### Group C

Place	LastName	FirstName	Country	Singels	Doubles	Trios	TotPins	Avg
1	Bellomonte	Rosario	Ity 	1260	1125	1291	3676	204.22
2	Wrathall	Gerry	Eng 	1217	1126	1277	3620	201.11
3	Hansen	Roar	Nor 	1256	1109	1213	3578	198.78
4	Kuronen	Viljo	Fin 	1177	1133	1203	3513	195.17
5	Pertegato	Gastone	Ity 	1301	1077	1134	3512	195.11
6	Johansson	Ture	Swe 	1239	1161	1099	3499	194.39
7	Ahlfors	Ralf	Fin 	1086	1144	1249	3479	193.28
8	Gaiser	Kalle	Ger 	1153	1115	1184	3452	191.78
9	Pennanen	Markku	Fin 	1266	1018	1138	3422	190.11
10	Jenssen	Terje	Nor 	1044	1079	1289	3412	189.56
11	Mulcahy	Michael	Irl 	1207	1104	1091	3402	189.00
12	Dyrnes	Magnar	Nor 	1111	1110	1167	3388	188.22
13	Sandal	Arvid	Nor 	1166	1140	1067	3373	187.39
14	Pedersen	Arild	Nor 	1111	1122	1132	3365	186.94
15	Klokkedal	Lars	Den 	1162	1104	1085	3351	186.17
16	Engels	Arlene	Bel 	1139	1076	1129	3344	185.78
17	Hallback	Nils-G	Swe 	1231	1077	1035	3343	185.72
18	Ylimäki	Mauno	Fin 	1147	1091	1094	3332	185.11
19	Tel	Freddie	Ndl 	1156	1003	1160	3319	184.39
20	Hoppula	Juhani	Fin 	1077	1134	1100	3311	183.94
21	Bjørntomt	Ola	Nor 	1111	1099	1091	3301	183.39
22	Mellin	Juhani	Fin 	1252	989	1056	3297	183.17
23	Ranto	Erkki	Fin 	1034	1026	1235	3295	183.06
24	Peled	Yosef	Isr 	1113	1109	1067	3289	182.72
25	Fagerholm	Carl-Gustav	Fin 	1025	1118	1117	3260	181.11
26	Antimirescu	Cornel	Rom 	1042	971	1241	3254	180.78
27	Steelandt	Daniel	Bel 	1123	1085	1044	3252	180.67



## E.S.B.C 2011 All Events Men













### Group C

Place	LastName	FirstName	Country	Singels	Doubles	Trios	TotPins	Avg
<b>28</b>	Eriksson	Jerry	Swe 	1086	1138	1023	3247	180.39
<b>29</b>	Engblom	Ronald	Fin 	963	1133	1140	3236	179.78
<b>30</b>	Howes	Keith	Eng 	1133	1078	1018	3229	179.39
<b>31</b>	Økland	Harald	Nor 	1050	1049	1109	3208	178.22
<b>32</b>	Thiran	Benoit	Bel 	1080	1070	1058	3208	178.22
<b>33</b>	Sarel	Israel	Isr 	1071	1106	1031	3208	178.22
<b>34</b>	Mayr	Walter	Aus 	1178	999	1028	3205	178.06
<b>35</b>	Sardal	Claude	Isr 	1071	1089	1041	3201	177.83
<b>36</b>	Kolltveit	Kjell Ingolf	Nor 	1006	1056	1129	3191	177.28
<b>37</b>	Thomsen	Christian	Den 	1175	1007	989	3171	176.17
<b>38</b>	Lindqvist	Göran	Fin 	1032	971	1162	3165	175.83
<b>39</b>	Bassman	Refael	Isr 	1086	1039	1038	3163	175.72
<b>40</b>	Van de Gejucht	Julien	Bel 	1043	995	1109	3147	174.83
<b>41</b>	Svanstrom	Bengt	Swe 	1079	1078	990	3147	174.83
<b>42</b>	Olesen	Søren Eigil	Den 	1108	963	1066	3137	174.28
<b>43</b>	Sahaf	Raffael	Isr 	1059	1060	982	3101	172.28
<b>44</b>	Rosenfeid	Abe	Isr 	995	1109	994	3098	172.11
<b>45</b>	Pierre	Simon	Fra 	1048	1015	1030	3093	171.83
<b>46</b>	Rønne	Kjell Erik	Nor 	955	1009	1064	3028	168.22
<b>47</b>	Horst, van der	Peter	Ndl 	961	1038	1022	3021	167.83
<b>48</b>	Tanasescu	Stefan	Rom 	997	999	0	1996	166.33
<b>49</b>	Gablek	Josef	Aus 	921	1047	1021	2989	166.06
<b>50</b>	Jean Claude	Danvin	Fra 	1056	927	1003	2986	165.89
<b>51</b>	Ben Meir	Haim	Isr 	1087	964	928	2979	165.50
<b>52</b>	Löfgren	Ove	Fin 	1010	1041	908	2959	164.39
<b>53</b>	Lazarovitch	Herman	Isr 	997	938	1016	2951	163.94
<b>54</b>	Waals	Wilhelmus	Ndl 	966	929	1033	2928	162.67



## E.S.B.C 2011 All Events      **Men**







### Group    C

Place	LastName	FirstName	Country	Singels	Doubles	Trios	TotPins	Avg
<b>55</b>	Sørensen	Ole Mollerup	Den 	1046	958	881	2885	160.28
<b>56</b>	Larsen	Svend Erik	Den 	909	1016	948	2873	159.61
<b>57</b>	Huotari	Pentti	Fin 	920	982	970	2872	159.56
<b>58</b>	Gabay	Jacques	Isr 	985	909	958	2852	158.44
<b>59</b>	Evyoni	Yohanan	Isr 	939	871	991	2801	155.61
<b>60</b>	Garfinkel	Alex	Isr 	914	890	972	2776	154.22
<b>61</b>	Bernard	Mora	Fra 	876	881	951	2708	150.44
<b>62</b>	Hintikainen	Kalevi	Fin 	917	843	866	2626	145.89
<b>63</b>	Anderson	Roar	Nor 	875	906	833	2614	145.22
<b>64</b>	Bosmans	Jacobus	Ndl 	844	0	853	1697	141.42
<b>65</b>	Maul	Erland	Den 	789	847	777	2413	134.06
<b>66</b>	Kellner	Kurt	Aus 	845	767	796	2408	133.78
<b>67</b>	Tadeusz	Wilk	Czr 	762	713	819	2294	127.44











## Esbcc 2011 - Haifa Israel Masters Ladies Group A Final

Place	LastName	Country	Score	Hnd	Bonus	Total Squad	Tottals			
							NetPins	Hnd	Bonus	Total
<b>1</b>	Orna Karmazin	Israel 	211	0	25	236	4470	0	65	4535
<b>2</b>	Sara Aviram	Israel 	202	0	25	227	4293	0	70	4363
<b>3</b>	Kohtanen Terttu	Finland 	201	0	5	206	4204	0	85	4289
<b>4</b>	Francoise Augustin	France 	179	0	0	179	4198	0	50	4248
<b>5</b>	Suzanne Andres	France 	165	0	20	185	4093	0	60	4153
<b>6</b>	Mizrahi mali	Israel 	161	0	0	161	4144	0	0	4144









## Esbcc 2011 - Haifa Israel Masters Ladies Group B Final

Place	LastName	Country	Score	Hnd	Bonus	Total Squad	Tottals			
							NetPins	Hnd	Bonus	Total
<b>1</b>	Wilford Barbara	South Afric 	188	0	20	208	4277	0	40	4317
<b>2</b>	Murrath Yvette	Belgium 	193	0	20	213	4176	0	110	4286
<b>3</b>	Myriam Pajeau	France 	147	0	20	167	3972	0	80	4052
<b>4</b>	Kalliokoski-Viitanen An	Finland 	133	0	0	133	4030	0	20	4050
<b>5</b>	Sala Alba	Italy 	133	0	0	133	3933	0	60	3993
<b>6</b>	Hein Doris	Germany 	181	0	0	181	3977	0	0	3977









## EsbC 2011 - Haifa Israel Masters Ladies Group C Final

Place	LastName	Country	Score	Hnd	Bonus	Total Squad	Tottals			
							NetPins	Hnd	Bonus	Total
<b>1</b>	Krobath Crista	Austria 	214	1	25	240	4226	23	70	4319
<b>2</b>	Sørensen Lise Mollerup	Denmark 	169	1	0	170	4185	23	45	4253
<b>3</b>	Lummaa Kaisu-Leena	Finland 	153	7	20	180	3991	161	60	4212
<b>4</b>	Nicole Plana	France 	145	2	0	147	4049	46	40	4135
<b>5</b>	Nurmi Seija	Finland 	176	13	20	209	3794	299	40	4133
<b>6</b>	Insinger Gisela	Germany 	179	3	0	182	3990	69	60	4119



## Esbc 2011 - Haifa Israel Masters







### Men Group A Final

Place	LastName	Country	Score	Hnd	Bonus	Total Squad	Tottals			
							NetPins	Hnd	Bonus	Total
<b>1</b>	Aarre John	Norway 	160	0	0	160	5226	0	80	5306
<b>2</b>	Julin Jukka	Finland 	233	0	25	258	4888	0	120	5008
<b>3</b>	Zambon Franco	Italy 	193	0	20	213	4791	0	95	4886
<b>4</b>	Kettunen Jorma	Finland 	222	0	25	247	4687	0	60	4747
<b>5</b>	Sulp Udo	Estonia 	205	0	5	210	4664	0	35	4699
<b>6</b>	Yvan Augustin	France 	180	0	0	180	4662	0	15	4677



## Esbcc 2011 - Haifa Israel Masters







### Men Group B Final

Place	LastName	Country	Score	Hnd	Bonus	Total Squad	Tottals			
							NetPins	Hnd	Bonus	Total
<b>1</b>	Isakow Mikko	Finland 	189	0	20	209	4891	0	90	4981
<b>2</b>	Masetti Loris	Italy 	183	0	0	183	4868	0	75	4943
<b>3</b>	Lindberg Leif	Finland 	216	0	25	241	4777	0	55	4832
<b>4</b>	Tener Israel	Israel 	268	0	30	298	4735	0	80	4815
<b>5</b>	Heden Bo	Sweden 	212	0	5	217	4750	0	30	4780
<b>6</b>	Hummelink Arno	The Nether 	216	0	5	221	4534	0	55	4589



## Esbcc 2011 - Haifa Israel Masters

### Men Group C Final

Place	LastName	Country	Score	Hnd	Bonus	Total Squad	Tottals			
							NetPins	Hnd	Bonus	Total
<b>1</b>	Bellomonte Rosario	Italy 	236	8	25	269	4714	184	90	4988
<b>2</b>	Hansen Roar	Norway 	221	6	25	252	4482	138	75	4695
<b>3</b>	Johansson Ture	Sweden 	250	2	30	282	4509	46	105	4660
<b>4</b>	Wrathall Gerry	England 	171	10	0	181	4381	230	45	4656
<b>5</b>	Pertegato Gastone	Italy 	169	0	0	169	4551	0	55	4606
<b>6</b>	Kuronen Viljo	Finland 	160	16	0	176	4104	368	20	4492