






























## E.S.B.C 2011 All Events Men




























### Group C

Place	LastName	FirstName	Country	Singels	Doubles	Trios	TotPins	Avg
1	Bellomonte	Rosario	Ity 	1260	1125	1291	3676	204.22
2	Wrathall	Gerry	Eng 	1217	1126	1277	3620	201.11
3	Hansen	Roar	Nor 	1256	1109	1213	3578	198.78
4	Kuronen	Viljo	Fin 	1177	1133	1203	3513	195.17
5	Pertegato	Gastone	Ity 	1301	1077	1134	3512	195.11
6	Johansson	Ture	Swe 	1239	1161	1099	3499	194.39
7	Ahlfors	Ralf	Fin 	1086	1144	1249	3479	193.28
8	Gaiser	Kalle	Ger 	1153	1115	1184	3452	191.78
9	Pennanen	Markku	Fin 	1266	1018	1138	3422	190.11
10	Jenssen	Terje	Nor 	1044	1079	1289	3412	189.56
11	Mulcahy	Michael	Irl 	1207	1104	1091	3402	189.00
12	Dyrnes	Magnar	Nor 	1111	1110	1167	3388	188.22
13	Sandal	Arvid	Nor 	1166	1140	1067	3373	187.39
14	Pedersen	Arild	Nor 	1111	1122	1132	3365	186.94
15	Klokkedal	Lars	Den 	1162	1104	1085	3351	186.17
16	Engels	Arlene	Bel 	1139	1076	1129	3344	185.78
17	Hallback	Nils-G	Swe 	1231	1077	1035	3343	185.72
18	Ylimäki	Mauno	Fin 	1147	1091	1094	3332	185.11
19	Tel	Freddie	Ndl 	1156	1003	1160	3319	184.39
20	Hoppula	Juhani	Fin 	1077	1134	1100	3311	183.94
21	Bjørntomt	Ola	Nor 	1111	1099	1091	3301	183.39
22	Mellin	Juhani	Fin 	1252	989	1056	3297	183.17
23	Ranto	Erkki	Fin 	1034	1026	1235	3295	183.06
24	Peled	Yosef	Isr 	1113	1109	1067	3289	182.72
25	Fagerholm	Carl-Gustav	Fin 	1025	1118	1117	3260	181.11
26	Antimirescu	Cornel	Rom 	1042	971	1241	3254	180.78
27	Steelandt	Daniel	Bel 	1123	1085	1044	3252	180.67



## E.S.B.C 2011 All Events Men












### Group C

Place	LastName	FirstName	Country	Singels	Doubles	Trios	TotPins	Avg
28	Eriksson	Jerry	Swe 	1086	1138	1023	3247	180.39
29	Engblom	Ronald	Fin 	963	1133	1140	3236	179.78
30	Howes	Keith	Eng 	1133	1078	1018	3229	179.39
31	Økland	Harald	Nor 	1050	1049	1109	3208	178.22
32	Thiran	Benoit	Bel 	1080	1070	1058	3208	178.22
33	Sarel	Israel	Isr 	1071	1106	1031	3208	178.22
34	Mayr	Walter	Aus 	1178	999	1028	3205	178.06
35	Sardal	Claude	Isr 	1071	1089	1041	3201	177.83
36	Kolltveit	Kjell Ingolf	Nor 	1006	1056	1129	3191	177.28
37	Thomsen	Christian	Den 	1175	1007	989	3171	176.17
38	Lindqvist	Göran	Fin 	1032	971	1162	3165	175.83
39	Bassman	Refael	Isr 	1086	1039	1038	3163	175.72
40	Van de Gejucht	Julien	Bel 	1043	995	1109	3147	174.83
41	Svanstrom	Bengt	Swe 	1079	1078	990	3147	174.83
42	Olesen	Søren Eigil	Den 	1108	963	1066	3137	174.28
43	Sahaf	Raffael	Isr 	1059	1060	982	3101	172.28
44	Rosenfeid	Abe	Isr 	995	1109	994	3098	172.11
45	Pierre	Simon	Fra 	1048	1015	1030	3093	171.83
46	Rønne	Kjell Erik	Nor 	955	1009	1064	3028	168.22
47	Horst, van der	Peter	Ndl 	961	1038	1022	3021	167.83
48	Tanasescu	Stefan	Rom 	997	999	0	1996	166.33
49	Gablek	Josef	Aus 	921	1047	1021	2989	166.06
50	Jean Claude	Danvin	Fra 	1056	927	1003	2986	165.89
51	Ben Meir	Haim	Isr 	1087	964	928	2979	165.50
52	Löfgren	Ove	Fin 	1010	1041	908	2959	164.39
53	Lazarovitch	Herman	Isr 	997	938	1016	2951	163.94
54	Waals	Wilhelmus	Ndl 	966	929	1033	2928	162.67



## E.S.B.C 2011 All Events Men

### Group C

Place	LastName	FirstName	Country	Singels	Doubles	Trios	TotPins	Avg
<b>55</b>	Sørensen	Ole Mollerup	Den 	1046	958	881	2885	160.28
<b>56</b>	Larsen	Svend Erik	Den 	909	1016	948	2873	159.61
<b>57</b>	Huotari	Pentti	Fin 	920	982	970	2872	159.56
<b>58</b>	Gabay	Jacques	Isr 	985	909	958	2852	158.44
<b>59</b>	Evyoni	Yohanan	Isr 	939	871	991	2801	155.61
<b>60</b>	Garfinkel	Alex	Isr 	914	890	972	2776	154.22
<b>61</b>	Bernard	Mora	Fra 	876	881	951	2708	150.44
<b>62</b>	Hintikainen	Kalevi	Fin 	917	843	866	2626	145.89
<b>63</b>	Anderson	Roar	Nor 	875	906	833	2614	145.22
<b>64</b>	Bosmans	Jacobus	Ndl 	844	0	853	1697	141.42
<b>65</b>	Maul	Erland	Den 	789	847	777	2413	134.06
<b>66</b>	Kellner	Kurt	Aus 	845	767	796	2408	133.78
<b>67</b>	Tadeusz	Wilk	Czr 	762	713	819	2294	127.44